

1. How would you describe your role?

Choose below

	K-8 Classroom Teacher	9-12 Classroom Teacher	Interventionist	Special Education Teacher
Role:	16.7% (38)	4.8% (11)	3.1% (7)	6.6% (15)

2. Please rate the following topics according to how much training is needed in your SAU/district/building:

	High need	Moderate need	Not a current need	Response Count
Using Performance Tracker	44.1% (109)	46.6% (115)	9.3% (23)	247
Using Assessment Builder	52.4% (129)	34.1% (84)	13.4% (33)	246
Understanding NECAP reports	24.8% (60)	44.6% (108)	30.6% (74)	242
Developing and facilitating data teams	33.7% (83)	43.5% (107)	22.8% (56)	246
Using formative assessments	37.2% (92)	50.2% (124)	12.6% (31)	247
Developing common assessments	39.3% (97)	46.2% (114)	14.6% (36)	247
Curriculum mapping	21.9% (54)	44.1% (109)	34.0% (84)	247
Unpacking Standards	20.9% (51)	48.4% (118)	30.7% (75)	244
Aligning curriculum to standards	20.2% (50)	46.2% (114)	33.6% (83)	247
			answered question	247
			skipped question	2

3. Please rate your current expertise with Performance Tracker software

	Novice	Competent with some support	Competent on my own	Able to assist colleagues 1-1	Able to conduct staff training	Rating Average	Response Count
Login and drill down in student detail page	18.4% (45)	16.4% (40)	25.4% (62)	21.3% (52)	18.4% (45)	3.05	244
Use Interventions Module	57.6% (140)	17.7% (43)	13.2% (32)	9.9% (24)	1.6% (4)	1.80	243
Generate basic reports to answer data questions	23.9% (58)	21.4% (52)	20.6% (50)	19.8% (48)	14.4% (35)	2.79	243
Generate comparative reports to answer complex data questions	32.5% (79)	30.0% (73)	14.0% (34)	14.4% (35)	9.1% (22)	2.37	243
Use filters to hone results	28.4% (69)	28.4% (69)	15.2% (37)	15.2% (37)	12.8% (31)	2.56	243
answered question							244
skipped question							5

4. Please rate your current expertise with Assessment Builder software

	Novice	Competent with some support	Competent on my own	Able to assist colleagues 1-1	Able to conduct staff training	Rating Average	Response Count
Use Content Library to create local assessments	60.6% (149)	15.4% (38)	11.0% (27)	9.3% (23)	3.7% (9)	1.80	246
Create frameworks for local assessments with questions outside of Content Library	70.6% (173)	13.9% (34)	8.6% (21)	4.5% (11)	2.4% (6)	1.54	245
Use bubble reader to scan and load results into PT	84.8% (207)	7.8% (19)	4.5% (11)	2.0% (5)	0.8% (2)	1.26	244
Upload .csv data files into Assessment Builder	86.9% (213)	6.5% (16)	4.1% (10)	1.2% (3)	1.2% (3)	1.23	245
answered question							246
skipped question							3







5. Please indicate what type of training you'd like to attend during the 2010-2011 school year

		Response Percent	Response Count
Basic Reporting and Performance Plus Awareness		40.7%	96
Advanced level Reporting		44.5%	105
Using P+ with RTI		62.3%	147
Using P+ for Special Educators		29.2%	69
Creating common assessments using Content Library		51.3%	121
Creating frameworks in Assessment Builder using non Content Library questions		30.5%	72
Uploading .csv data files from local assessment results to Assessment Builder		30.5%	72
Uploading data from Student Information Systems		33.9%	80
	Other (please specify)		6
answered question			236
skipped question			13




6. If your school is currently importing or plans to import data from national 3rd party reading assessments not automatically uploaded into P+, please check any assessments that apply.

		Response Percent	Response Count
Developmental Reading Assessment (DRA)		20.0%	32
PALS		10.0%	16
Bader Reading and Language Inventory		0.6%	1
Diagnostic Assessments of Reading		11.3%	18
STAR- Reading Computer Adaptive Test		8.1%	13
Gates MacGinitie		18.1%	29
Qualitative Reading Inventory		5.0%	8
Brigance Diagnostic Inventory		3.8%	6
Observation Survey of Early Literacy Achievement		8.1%	13
Any Informal Reading Inventory		15.6%	25
Not applicable		43.8%	70
	Other (please specify)		44
answered question			160
skipped question			89

7. If your school is currently importing or plans to import data from national 3rd party math assessments not automatically uploaded into P+, please check any assessments that apply.

	Response Percent	Response Count
Everyday Math 	44.0%	73
Accelerated Math 	5.4%	9
Early Math Diagnostic Assessment (EMDA) 	1.8%	3
mclass Math 	0.6%	1
Star Math 	7.8%	13
Not Applicable 	49.4%	82
Other (please specify)		28
answered question		166
skipped question		83

8. If you ARE creating frameworks for additional assessment data, would you be interested in attending a User Group made up of others entering similar frameworks?

	Response Percent	Response Count
Yes 	17.2%	36
No 	29.7%	62
Not applicable 	53.1%	111
If yes, add e-mail here		19
answered question		209
skipped question		40

9. Would you be interested in attending a Performance Tracker User-Group which meets regularly to share expertise and explore questions together?

	Response Percent	Response Count
yes	37.6%	88
No	50.0%	117
Does not apply	12.4%	29
	If yes, please add e-mail here	39
	answered question	234
	skipped question	15

10. To develop Performance Plus training expertise within schools and districts, the NHDOE will be offering "Train the Trainer" Courses. Please indicate below if you are interested and what format would be preferable

	8-weeks for 2 hours after school at local school site	3 Full day sessions (1 monthly) at a conference site	Response Count
Yes	30.7% (43)	69.3% (97)	140
No	56.0% (56)	44.0% (44)	100
		if yes, add e-mail here	94
		answered question	209
		skipped question	40