



New Hampshire

# Department of Education

## New Hampshire Department of Education Title I, Part A

### Equitable Services Proportional Share Guidance

*Bureau of Instructional Support*

Office of ESEA Programs

25 Hall Street

Concord, NH 03301

## Purpose

The purpose of Title I, Part A of the ESEA is to provide all children significant opportunity to receive a fair, equitable, and high-quality education and to close educational achievement gaps (ESEA section 1001). Each LEA that receives Title I, Part A funds identifies public school attendance areas and schools that have high concentrations of children from low-income families as eligible to participate in Title I, Part A programs. (ESEA section 1113).

ESEA section 1117 requires participating LEAs, in consultation with appropriate non-public school officials, to provide eligible children attending non-public non-profit elementary and secondary schools, their teachers, and their families with Title I, Part A services or other benefits that are equitable to those provided to eligible public-school children, their teachers, and their families. Eligible non-public school children are children who reside in a participating Title I, Part A public school attendance area and are low achieving.

The New Hampshire Department of Education (NHED) recommends that one person be designated at the district to oversee consultations. An LEA must annually contact officials of each non-public school with children who might reside in the LEA attendance area to determine whether those officials would like for their eligible students to participate in Title I, Part A equitable services. The goal of consultation is agreement between the LEA and appropriate non-public school officials on how to provide equitable and effective programs for eligible non-public school children.

ESEA requires a LEA to consult with non-public school officials regarding the size and scope of the equitable services to be provided, the proportion of funds that is allocated for equitable services, and how that proportion is determined. Once final allocations are available, the ESEA requires an LEA to provide this information to non-public school officials and the State Education Agency (SEA).

The SEA is then responsible, in accordance with ESEA section 1117(a)(4)(C), to provide notice in a timely manner to appropriate non-public school officials the allocation of funds for educational services and other benefits that the LEA has determined are available for eligible non-public school children, their teachers, and their families. NHED, Office of ESEA Programs, will collect this information semi-annually (August and February) to meet this requirement.

LEAs should coordinate with the participating non-public schools to appropriately budget for the correct share of equitable services the district must provide to the non-public schools. NHED has developed a Title I, Part A [Equitable Services Proportional Share Calculator](#) that can be used to calculate the appropriate share for a school district. The calculator is not a requirement of the LEA, it is intended to be a useful resource for the LEA to utilize.

Refer to the [Title I, Part A Non-Regulatory Guidance for Equitable Services](#) for additional information pertaining to equitable services requirements of the LEA who receives Title I, Part A funds.

## Providing Title I, Part A Equitable Services

The following steps should be taken to ensure the district is meeting the equitable service requirement:

1. Designate one person from the district to act as the district liaison.
2. Contact all [non-public schools](#) within the LEAs boundaries that may have students eligible to participate in Title I, Part A programs—i.e., students who live in a participating Title I, Part A public school attendance area in the LEA. An LEA also has a responsibility to contact non-public schools outside the district if the LEA has reason to believe students who reside in a participating Title I, Part A public school attendance area attend those schools.
  - a. Districts without non-public schools in their boundary must still complete the [‘Equitable Services for Non-Public School Students’](#) form by checking off Option 1 and sign to complete.
3. Send each non-public school the Equitable Services Affirmation with a reasonable deadline for a response (i.e., 30 days).
  - a. Attempt at least three times before assuming no response. The same form should be used for each attempt with the date of each attempt.
  - b. If the non-public school does not respond after three attempts, attach evidence. Evidence may include phone log, email, and/or certified letter receipt. NHED highly recommends that districts send a certified letter as their final attempt.
4. During consultation with the non-public school:
  - a. Determine the indirect costs and any administrative cost (limit of 2%) charged by the district. Refer to the [Indirect Cost Allocation Plan for LEAs and Public Charter Schools](#).
  - b. Determine an accurate count of children from low-income families who attend public and non-public schools and reside in the participating Title I, Part A public school attendance area to allocate the proportional share utilizing one of the below methods:
    - 1) The same measure of poverty used to count public school children (low-income counts);
    - 2) Proportionality (Free and Reduced Lunch Data);
    - 3) Comparable poverty data from a survey;
    - 4) Comparable poverty data from a different source; or
    - 5) An equated measure.
  - c. Use the [Title I, Part A Equitable Services Proportional Share Calculator](#) along with the equitable services calculator guidance below to calculate necessary Title I, Part A equitable services proportional share contributions for the non-public schools in the LEAs attendance area.
5. Collect all forms and check for completion.
6. Deadline for submission will be indicated on the form. The LEA must provide a copy to NHED by:
  - Emailing to [ESAffirmation@doe.nh.gov](mailto:ESAffirmation@doe.nh.gov) and
  - Uploading the document to the LEA Homepage in the Grants Management System (GMS).
7. The LEAs grant will not be made ‘Substantially Approved’ until all applicable Equitable Services Affirmations are provided, reviewed, and approved as fully executed. The LEA must maintain a copy of this form in its records.
8. The NHED, Office of ESEA Programs, will collect the LEA’s proportional share contributions for the non-public schools in the LEAs attendance area semiannually (August and February).

## Determining Methods and Sources of Poverty Data

An LEA is required to consult with non-public school officials on the method or sources of data that are used to determine the number of children from low-income families in participating school attendance areas who attend non-public schools; this data is used to calculate the proportional share of Title I, Part A funds available for equitable services.

Consultation must occur before the LEA makes any decision that affects the opportunities of eligible non-public school children to participate in the Title I, Part A program. [ESEA permits an LEA](#), based on timely and meaningful consultation, to use the below five methods to allocate the non-public school proportional share. After consultation, the LEA has the final authority to decide which method it will use to calculate the eligible number of low-income families residing in the Title I, Part A public school attendance areas attending non-public schools.

Choose one of the below methods to determine the Title I, Part A proportional share for equitable services:

**Method 1** (pg. 5) - *The same measure of poverty used to count public school children* – The LEA uses the same measure of poverty used to count public school children that is available for private school students, if it has been determined that the data will yield an accurate count of non-public school students. [EOY Free and Reduced Eligibility Rate by District](#).

**Method 2** (pg. 8) - *Comparable poverty data from a survey* – The LEA sends a survey to families with children who reside in participating Title I, Part A public school attendance areas to obtain poverty data comparable to those used for public school students to determine a low-income family count.

**Method 3** (pg. 11) - *Comparable poverty data from a different source* – The LEA uses poverty data for non-public school children from a different source than the data it uses for public school children so long as the income threshold in both sources is generally the same.

**Method 4** (pg. 14) - *Proportionality* – The LEA applies the low-income percentage of each participating Title I, Part A public school attendance area ([Free and Reduced School Lunch Eligibility](#)) to the number of non-public school children who reside in that school attendance area to derive the number of non-public school children from low-income families.

**Method 5** (pg. 17) - *An equated measure* – The LEA uses an equated measure of low-income by correlating sources of data by determining the proportional relationship between two sources of data on public school children and applying that ratio to a known source of data on non-public school children.

Utilize the ‘sheet’ on the Title I, Part A Equitable Services Calculator that correlates with the method and source of poverty data that would best calculate the non-publics Title I, Part A proportional share determined during consultation with the non-public.

After the LEA has calculated out the non-public proportional shares for each non-public school, if there are additional equitable service funds available, the LEA must adjust each non-public school’s pre-pupil amount to evenly distribute the left-over funds. In addition, an LEA may have Title II or Title IV, Part A funds transferred into their Title I, Part A allocation during the year. If a transfer takes place, the LEA must re-calculate the equitable services proportional share for the non-public schools that they have obligations to provide Title I, Part A funding to.

## Method 1: Same Measure Poverty Counts

Note: Only enter data in the grey colored cells; all other cells will automatically be calculated.

**Step 1** - Fill out the required cells to determine the overall proportion of children attending non-public schools.

1. Enter the LEAs entire Title I, Part A allocation prior to the other required and authorized reservations, as well as prior to any expenditures or transfers of funds.
2. Enter each public school in the LEA attendance area.
3. Enter number of all low-income children from attendance area.
4. Enter non-public school name in LEA attendance area.
5. Enter number of non-public school low-income children from attendance area.

### Title I Part A Equitable Services Proportional Share Calculator

Method 1 Same Measure Poverty Counts							
Provide All Necessary Information for Grey Cells							
1. Enter Title I Allocation Prior to the Other Required and Authorized Reservations:					\$	2,000,000.00	Total amount of Title I Part A funds
2. Enter Public School Attendance Area		3. Enter # of all Low-Income Children from Attendance Area		4. Enter Non-Public School in Attendance Area		5. Enter # of Non-Public School Low-Income Children From Attendance Area	
Public School #1	ABC middle school	300	Non-Public #1	ABC non-public	90		
Public School #2	DEF high school	200	Non-Public #2	DEF non-public	80		
Public School #3	GHI elementary school	100	Non-Public #3	GHI non-public	85		
Public School #4	JKL elementary School	200	Non-Public #4				
Public School #5			Non-Public #5				
Public School #6			Non-Public #6				
Public School #7			Non-Public #7				
Public School #8			Non-Public #8				
Public School #9			Non-Public #9				
Public School #10			Non-Public #10				
Total Low-Income Students in Attendance Area		800	Total Non-Public Low-Income Children From Attendance Area		255		
Total Low-Income Students from Public and Non-Public Schools in Attendance Area					1055	Total # of low-income children from public & non-public schools	

**Step 2** - The proportional share will automatically calculate based on the total low-income children and total non-public low-income children from the LEA attendance area.

**Step 3** - The proportional share of parent and family engagement reservations will automatically populate if the Title I, Part A equitable services allocation exceeds \$500,000.00.

**Step 4** - Determine the indirect cost, if a negotiated rate is set, and any administrative cost (limit of 2%) charged by the district.

6. Enter the indirect cost percentage.

7. Enter the percentage set aside for administrative cost.

**Step 5** - The proportional share of Title I, Part A funds available for equitable services after parent and family reservations, indirect costs, and administrative costs will automatically populate.

Proportional Share	
Public School	Non-Public School
75.83%	24.17%

Proportional share percentages

Determined Proportional Share of Title I, Part A Funds for Equitable Services	24.17%	Proportional Share of Parent and Family Engagement Reservations if Title I, Part A Allocation Exceeds \$500,000.00	1%
\$	483,412.32	\$	4,834.12
Determined Proportional Share of Title I, Part A Funds for Equitable Services After 1% for Parent and Family Engagement Reservations			478,578.20

Equitable services proportional share

Indirect cost percentage

6. Enter the Indirect Cost Percentage	2.00%	Set Aside for Indirect Cost	\$	9,383.89
7. Enter the Percentage Set Aside for Administrative Cost (2% unless otherwise dictated by the grant)	2.00%	Set Aside for Admin Cost	\$	9,571.56
Proportional Share of Title I, Part A Funds for Equitable Services After Parent and Family Reservation, Indirect Cost and Admin Cost			\$	459,622.75

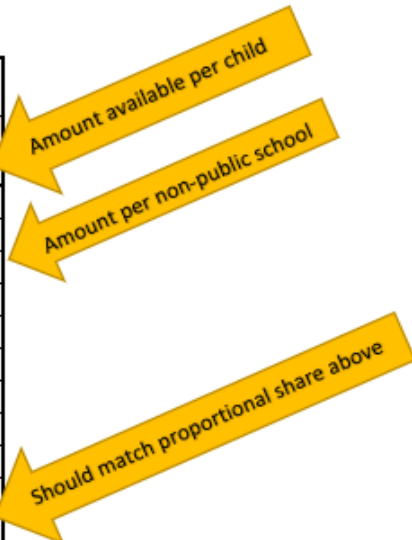
Percentage set aside for admin cost

Share available for equitable services

**Step 6** - The amounts available from the proportional share of Title I, Part A funds to serve eligible students in each non-public school will automatically populate. There will be an amount per child calculated and presented, as well as a breakdown of how much of the proportional share will need to be allocated to each non-public school based off of the number of low-income children in the attendance area.

These proportions will be used to calculate the Title I, Part A equitable share to each non-public school and provide the appropriate funding levels to request for the district to meet the equitable services contributions.

Amounts Available From Proportional Share of Title I, Part A Funds to Serve Eligible Students in Each Non-Public School			
Non-Public School in Attendance Area		# of Low-Income Non-Public School Students	Per-Student Amount
			\$ 1,802.44
<i>Non-Public #1</i>	ABC non-public	90	\$ 162,219.79
<i>Non-Public #2</i>	DEF non-pubic	80	\$ 144,195.37
<i>Non-Public #3</i>	GHI non-public	85	\$ 153,207.58
<i>Non-Public #4</i>			\$ -
<i>Non-Public #5</i>			\$ -
<i>Non-Public #6</i>			\$ -
<i>Non-Public #7</i>			\$ -
<i>Non-Public #8</i>			\$ -
<i>Non-Public #9</i>			\$ -
<i>Non-Public #10</i>			\$ -
Total Low-Income Non-Public School \ Students From Attendance Area		255	\$ 459,622.75



## Method 2: Survey Poverty Counts

Note: Only enter data in the grey colored cells; all other cells will automatically be calculated.

**Step 1** - Fill out the required cells to determine the overall proportion of children attending non-public schools.

1. Enter the LEAs entire Title I, Part A allocation prior to the other required and authorized reservations, as well as prior to any expenditures or transfers of funds.
2. Enter the number of representative samples of the survey data collected for the attendance area.
3. Enter the number of low-income families from the survey data.
4. Enter each public school in the LEA attendance area.
5. Enter the number of all children from attendance area.
6. Enter the non-public school's name in the LEA attendance area.
7. Enter the number of low-income non-public children determined from the survey for each non-public school in the attendance area.

### Title I, Part A Equitable Services Proportional Share Calculator

**Method 2 Survey Poverty Counts**  
Provide All Necessary Information for Grey Cells

1. Enter Title I, Part A Allocation Prior to Any Required and Authorized Reservations \$ 2,000,000.00

Total amount of Title I Part A

2. Enter # of Repondents to Representative Survey of Non-Public School Families from Attendance Area 800

Number of surveys collected

3. Enter # of Low-Income Families from Survey Data 500

Number of low-income families determined from surveys

Percentage of Students from Low-Income Families in Representative Sample 62.50%

4. Enter Public in School Attendance Area		5. Enter # of Low-Income Public School Students from Attendance Area	6. Enter Non-Public School in Attendance Area		7. Enter # of Total Students in Non-Public School
Public School #1	ABC middle school	500	Non-Public #1	ABC non-public	200
Public School #2	DEF high school	600	Non-Public #2	DEF non-pubic	200
Public School #3	GHI elementary school	700	Non-Public #3	GHI non-public	100
Public School #4	JKL elementary School	500	Non-Public #4		
Public School #5			Non-Public #5		
Public School #6			Non-Public #6		
Public School #7			Non-Public #7		
Public School #8			Non-Public #8		
Public School #9			Non-Public #9		
Public School #10			Non-Public #10		
Total # of Low-Income Public School Students in Attendance Area		2300	Total Non-Public School Students from Attendance Area		500
			Calculated Number of Low-Income Non-Public School Students from Attendance Area		312.5
		Total Low-Income Students from Public and Non-Public Schools in Attendance Area		2612.5	



**Step 2** - The proportional share will automatically calculate based on the total low-income children calculated from the representative survey sample and total non-public low-income children determined from the representative survey sample for the LEA attendance area.

**Step 3** - The proportional share of parent and family engagement reservations will automatically populate if the Title I, Part A equitable services allocation exceeds \$500,000.00.

**Step 4** - Determine the indirect cost, if a negotiated rate is set, and any administrative cost (limit of 2%) charged by the district.

6. Enter the indirect cost percentage.

7. Enter the percentage set aside for the administrative cost.

**Step 5** - The proportional share of Title I, Part A funds for equitable services after parent and family reservations, indirect costs, and administrative costs will automatically populate.

Proportional Share	
Public School	Non-Public School
88.04%	11.96%

Proportional share percentages

Determined Proportional Share of Title I, Part A Funds for Equitable Services	Proportional Share of Parent and Family Engagement Reservations if Title I, Part A Equitable Services Allocation Exceeds \$500,000.00
11.96%	1%
\$ 239,234.45	\$ 2,392.34
Determined Proportional Share of Title I, Part A Funds for Equitable Services After 1% for Parent and Family Engagement Reservations	236,842.11

Indirect cost percentage

8. Enter the Indirect Cost Percentage	2.00%	Set Aside for Indirect Cost	\$ 4,643.96
9. Enter the Percentage Set Aside for Administrative Cost (2% unless otherwise dictated by the grant)	2.00%	Set Aside for Admin Cost	\$ 4,736.84
Proportional Share of Title I, Part A Funds for Equitable Services After Parent and Family Reservation, Indirect Cost and Admin Cost			\$ 227,461.30

Percentage set aside for admin cost

Share available for equitable services

**Step 6** - The amounts available from the proportional share of Title I, Part A funds to serve eligible students in each non-public school will automatically populate. There will be an amount per child calculated and presented, as well as a breakdown of how much of the proportional share will need to be allocated to each non-public school based off of the number of low-income children in the attendance area.

These proportions will be used to calculate the Title I, Part A equitable share to each non-public school and provide the appropriate funding levels to request for the district to meet the equitable services contributions.

Amounts Available From Proportional Share of Title I, Part A Funds to Serve Eligible Students in Each Non-Public School			
Non-Public School in Attendance Area		# of Low-Income Non-Public School Students	Per-Student Amount
			\$ 727.88
<i>Non-Public #1</i>	ABC non-public	125	\$ 90,984.52
<i>Non-Public #2</i>	DEF non-pubic	125	\$ 90,984.52
<i>Non-Public #3</i>	GHI non-public	62.5	\$ 45,492.26
<i>Non-Public #4</i>			\$ -
<i>Non-Public #5</i>			\$ -
<i>Non-Public #6</i>			\$ -
<i>Non-Public #7</i>			\$ -
<i>Non-Public #8</i>			\$ -
<i>Non-Public #9</i>			\$ -
<i>Non-Public #10</i>			\$ -
Total Low-Income Non-Public School Students From Attendance Area		312.5	\$ 227,461.30

Amount available per child

Amount per non-public school

Should match proportional share above

### Method 3: Comparable Poverty Counts

Note: Only enter data in the grey colored cells; all other cells will automatically be calculated.

**Step 1** - Fill out the required cells to determine the overall proportion of children attending non-public schools.

1. Enter the LEAs entire Title I, Part A allocation prior to the other required and authorized reservations, as well as prior to any expenditures or transfers of funds.
2. Enter the non-public school comparable source of poverty data used to determine low-income children attending the non-public schools.
3. Enter each public school in the LEA attendance area.
4. Enter the number of all low-income children from public school attendance area.
5. Enter the non-public school's name in the LEA attendance area.
6. Enter the number of low-income non-public children from each non-public school in the attendance area based on the comparable source of poverty data.

#### Title I, Part A Equitable Services Proportional Share Calculator

**Method 3 Comparable Poverty Counts**  
Provide All Necessary Information for Grey Cells

1. Enter Title I, Part A Allocation Prior to Any Required and Authorized Reservations \$ 2,000,000.00

← Total amount of Title I Part A funds

2. Indicate Non-Public School Comparable Source of Poverty Data Used to Determine Low-Income Students Attending Non-Public School Non-public school means-tested tuition scholarship programs

← Comparable source of poverty data

3. Enter Public School in Attendance Area		4. Enter # of Low-Income Public School Students From Attendance Area	5. Enter Non-Public School in Attendance Area		6. Enter # of Low-Income Non-Public School Students From Attendance Area From Comparable Source of Poverty Data
Public School #1	ABC middle school	300	Non-Public #1	ABC non-public	50
Public School #2	DEF high school	200	Non-Public #2	DEF non-pubic	60
Public School #3	GHI elementary school	75	Non-Public #3	GHI non-public	75
Public School #4	JKL elementary School	90	Non-Public #4		
Public School #5			Non-Public #5		
Public School #6			Non-Public #6		
Public School #7			Non-Public #7		
Public School #8			Non-Public #8		
Public School #9			Non-Public #9		
Public School #10			Non-Public #10		
Total Low-Income Public School Students in Attendance Area		665	Total Low-Income Non-Public School Students From Attendance Area		185
		Total Low-Income Students from Public and Non-Public Schools in Attendance Area			850

Public school names

# of low-income children in public schools

# of low-income children in non-public schools

# of low-income children in non-public schools from comparable data source

**Step 2** - The proportional share will automatically calculate based on the total low-income public school children and total low-income non-public school children from the LEA attendance area.

**Step 3** - The proportional share of parent and family engagement reservations will automatically populate if the Title I, Part A equitable services allocation exceeds \$500,000.00.

**Step 4** - Determine the indirect cost, if a negotiated rate is set, and any administrative cost (limit of 2%) charged by the district.  
 8. Enter the indirect cost percentage.  
 9. Enter the percentage set aside for the administrative cost.

**Step 5** - The proportional share of Title I, Part A funds for equitable services after parent and family reservations, indirect costs, and administrative costs will automatically populate.

Proportional Share	
Public School	Non-Public School
78.24%	21.76%

Proportional share percentages

Determined Proportional Share of Title I, Part A Funds for Equitable Services	Proportional Share of Parent and Family Engagement Reservations if Title I, Part A Equitable Services Allocation Exceeds \$500,000.00
21.76%	1%
\$ 435,294.12	\$ 4,352.94
Determined Proportional Share of Title I, Part A Funds for Equitable Services After 1% for Parent and Family Engagement Reservations	430,941.18

Indirect cost percentage

7. Enter the Indirect Cost Percentage	2.00%	Set Aside for Indirect Cost	\$ 8,449.83
8. Enter the Percentage Set Aside for Administrative Cost (2% unless otherwise dictated by the grant)	2.00%	Set Aside for Admin Cost	\$ 8,618.82
Proportional Share of Title I, Part A Funds for Equitable Services After Parent and Family Reservation, Indirect Cost and Admin Cost			\$ 413,872.53

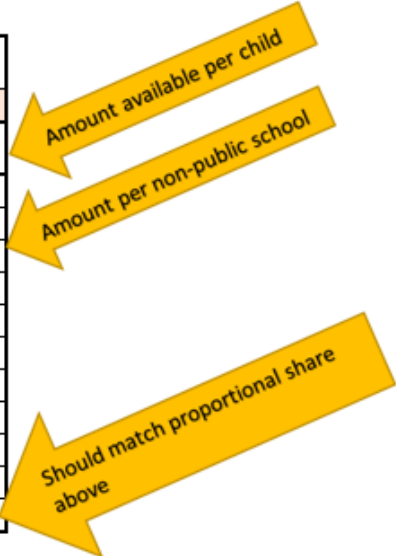
Percentage set aside for admin cost

Share available for equitable services

**Step 6** - The amounts available from the proportional share of Title I, Part A funds to serve eligible students in each non-public school will automatically populate. There will be an amount per child calculated and presented, as well as a breakdown of how much of the proportional share will need to be allocated to each non-public school based off of the number of low-income children in the attendance area.

These proportions will be used to calculate the Title I, Part A equitable share to each non-public school and provide the appropriate funding levels to request for the district to meet the equitable services contributions.

Amounts Available From Proportional Share of Title I, Part A Funds to Serve Eligible Students in Each Non-Public School		
Non-Public School in Attendance Area	# of Low-Income Non-Public School Students	Per-Student Amount
		\$ 2,237.15
<i>Non-Public #1</i> ABC non-public	50	\$ 111,857.44
<i>Non-Public #2</i> DEF non-pubic	60	\$ 134,228.93
<i>Non-Public #3</i> GHI non-public	75	\$ 167,786.16
<i>Non-Public #4</i>		\$ -
<i>Non-Public #5</i>		\$ -
<i>Non-Public #6</i>		\$ -
<i>Non-Public #7</i>		\$ -
<i>Non-Public #8</i>		\$ -
<i>Non-Public #9</i>		\$ -
<i>Non-Public #10</i>		\$ -
<b>Total Non-Public Low-Income Students From Attendance Area</b>	<b>185</b>	<b>\$ 413,872.53</b>



## Method 4: Proportionality Poverty Counts

Note: Only enter data in the grey colored cells; all other cells will automatically be calculated.

**Step 1** - Fill out the required cells to determine the overall proportion of children attending non-public schools.

1. Enter the LEAs entire Title I, Part A allocation prior to the other required and authorized reservations, as well as prior to any expenditures or transfers of funds.
2. Enter each public school in the LEA attendance area.
3. Enter number of all low-income children from public school attendance area.
4. Enter the free and reduced percentage for each public-school attendance area.
5. Enter non-public school name in LEA attendance area.
6. Enter number of non-public children from each non-public school in the attendance area.

### Title I, Part A Equitable Services Proportional Share Calculator

Method 4 Proportionality Poverty Counts											
Provide All Necessary Information for Grey Cells											
1. Enter Title I, Part A Allocation Prior to Any Required and Authorized Reservations						\$	2,000,000.00	Total amount of Title I Part A funds			
2. Enter Public in School Attendance Area		3. Enter # of Low-Income Public School Students From Attendance Area		4. Enter Free & Reduced % for Attendance Area		5. Enter Non-Public School in Attendance Area		6. Enter # of Total Students in Non-Public School		Proportional Count of Low-Income Non-Public School Students	
Public School #1	ABC middle school	300	60%	Non-Public #1	ABC non-public	50	25				
Public School #2	DEF high school	200	50%	Non-Public #2	DEF non-public	60	30				
Public School #3	GHI elementary school	75	40%	Non-Public #3	GHI non-public	75	37.5				
Public School #4	JKL elementary School	90	50%	Non-Public #4							
Public School #5				Non-Public #5							
Public School #6				Non-Public #6							
Public School #7				Non-Public #7							
Public School #8				Non-Public #8							
Public School #9				Non-Public #9							
Public School #10				Non-Public #10							
Total Low-Income Public School Students in Attendance Area		665		Total Proportional Count of Low-Income Non-Public School Students From Attendance Area		92.5					
Average % Low-Income Public School Students		50%		Total Low-Income Students from Public and Non-Public Schools in Attendance Area		757.5					

**Step 2** - The proportional share will automatically calculate based on the total low-income public school children and total low-income non-public school children from the LEA attendance area.

**Step 3** - The proportional share of parent and family engagement reservations will automatically populate if the Title I, Part A equitable services allocation exceeds \$500,000.00.

**Step 4** - Determine the indirect cost, if a negotiated rate is set, and any administrative cost (limit of 2%) charged by the district.

7. Enter the indirect cost percentage.

8. Enter the percentage set aside for administrative cost.

**Step 5** - The proportional share of Title I, Part A funds for equitable services after parent and family reservations, indirect costs, and administrative costs will automatically populate.

<b>Proportional Share</b>			
Public School		Non-Public School	
<b>87.79%</b>		<b>12.21%</b>	

Determined Proportional Share of Title I, Part A Funds for Equitable Services		Proportional Share of Parent and Family Engagement Reservations if Title I, Part A Equitable Services Allocation Exceeds \$500,000.00	
12.21%		1%	
\$ 244,224.42		\$ 2,442.24	
Determined Proportional Share of Title I, Part A Funds for Equitable Services After 1% for Parent and Family Engagement Reservations			<b>241,782.18</b>


  

7. Enter the Indirect Cost Percentage	2.00%	Set Aside for Indirect Cost	\$ 4,740.83
8. Enter the Percentage Set Aside for Administrative Cost (2% unless otherwise dictated by the grant)	2.00%	Set Aside for Admin Cost	\$ 4,835.64
Proportional Share of Title I, Part A Funds for Equitable Services After Parent and Family Reservation, Indirect Cost and Admin Cost			<b>\$ 232,205.71</b>

**Step 6** - The amounts available from the proportional share of Title I, Part A funds to serve eligible students in each non-public school will automatically populate. There will be an amount per child calculated and presented, as well as a breakdown of how much of the proportional share will need to be allocated to each non-public school based off of the number of low-income children in the attendance area.

These proportions will be used to calculate the Title I, Part A equitable share to each non-public school and provide the appropriate funding levels to request for the district to meet the equitable services contributions.

Amounts Available From Proportional Share of Title I, Part A Funds to Serve Eligible Students in Each Non-Public School			
Non-Public School in Attendance Area		# of Low-Income Non-Public School Students	Per-Student Amount
			\$ 2,510.33
Non-Public #1	ABC non-public	25	\$ 62,758.30
Non-Public #2	DEF non-pubic	30	\$ 75,309.96
Non-Public #3	GHI non-public	37.5	\$ 94,137.45
Non-Public #4			\$ -
Non-Public #5			\$ -
Non-Public #6			\$ -
Non-Public #7			\$ -
Non-Public #8			\$ -
Non-Public #9			\$ -
Non-Public #10			\$ -
Total Low-Income Non-Public Students From Attendance Area		92.5	\$ 232,205.71





## Method 5: An Equated Measure Poverty Counts

Note: Only enter data in the grey colored cells; all other cells will automatically be calculated.

**Step 1** - Fill out the required cells to determine the overall proportion of children attending non-public schools.

1. Enter the LEAs entire Title I, Part A allocation prior to the other required and authorized reservations, as well as prior to any expenditures or transfers of funds.
2. Enter the second source of school-level data used to determine low-income children from non-public school that correlates with public school data.
3. Enter each public school in the LEA attendance area.
4. Enter the number (do not enter the percentage) of free and reduced eligible children from public school attendance area.
5. Enter the number of low-income children from a correlating second source of low-income data for each public school.
6. Enter the non-public school's name in LEA attendance area.
7. Enter number of low-income children from correlating second source of low-income data for each non-public school.

### Title I, Part A Equitable Services Proportional Share Calculator

Method 5 An Equated Measure Poverty Counts Provide All Necessary Information for Grey Cells	
1. Enter Title I, Part A Allocation Prior to Any Required and Authorized Reservations	\$ 2,000,000.00
2. Indicate Second Source of School-Level Poverty Data Used to Determine Low-Income Students From Non-Public School for which Public School Data is Also Available	Temporary Assistance for Needy Families (TANF)

Total amount of Title I Part A funds  
Comparable source of poverty data

3. Enter Public School Attendance Area	4. Enter # of Low-Income Public School Students from Free and Reduced Priced Lunch Data	5. Enter # of Low-Income Public School Students from Correlating Second Source of Data	Equated Measure for Low-Income Public School Students in Attendance Area	6. Enter Non-Public School in Attendance Area	7. Enter # of Low-Income Non-Public School Students from Correlating Second Source of Data	Equated # of Low-Income Non-Public School Students
Public School #1 ABC middle school	422	500	1.184834123	Non-Public #1 ABC non-public	200	155.7006364
Public School #2 DEF high school	220	200	0.909090909	Non-Public #2 DEF non-public	150	116.7754773
Public School #3 GHI elementary school	365	300	0.821917808	Non-Public #3 GHI non-public	100	77.85031819
Public School #4 JKL elementary School	135	300	2.222222222	Non-Public #4 MNO non-public		
Public School #5				Non-Public #5		
Public School #6				Non-Public #6		
Public School #7				Non-Public #7		
Public School #8				Non-Public #8		
Public School #9				Non-Public #9		
Public School #10				Non-Public #10		
Total Low-Income Students in Public School Attendance Area	1142			Total Low-Income Non-Public School Students From Attendance Area Using Equated Measure		350.3264318
Average Equated Measure for Low-Income Public School Students in Attendance Area			128%			
Total Low-Income Students from Public and Non-Public Schools in Attendance Area				1492		

Public school names  
# of free & reduced children in public schools  
# of low-income children from second source of low-income data in public schools  
Non-public school names  
# of low-income children from second source of low-income data in non-public schools

**Step 2** - The proportional share will automatically calculate based on the total low-income children from the public schools and total equated low-income children from the non-public schools in the LEA attendance area.

**Step 3** - The proportional share of parent and family engagement reservations will automatically populate if the Title I, Part A equitable services allocation exceeds \$500,000.00.

**Step 4** - Determine the indirect cost, if a negotiated rate is set, and any administrative cost (limit 2%) charged by the district.

9. Enter the indirect cost percentage.

10. Enter the percentage set aside for administrative cost.

**Step 5** - The proportional share of Title I, Part A funds for equitable services after parent and family reservations, indirect costs, and administrative costs will automatically populate.

Proportional Share	
Public School	Non-Public School
77%	23.48%

Determined Proportional Share of Title I, Part A Funds for Equitable Services	Proportional Share of Parent and Family Engagement Reservations if Title I, Part A Equitable Services Allocation Exceeds \$500,000.00
23.48%	1%
\$ 469,503.76	\$ 4,695.04
Determined Proportional Share of Title I, Part A Funds for Equitable Services After 1% for Parent and Family Engagement Reservations	464,808.72

8. Enter the Indirect Cost Percentage	2.00%	Set Aside for Indirect Cost	\$ 9,113.90
9. Enter the Percentage Set Aside for Administrative Cost (2% unless otherwise dictated by the grant)	2.00%	Set Aside for Admin Cost	\$ 9,296.17
Proportional Share of Title I, Part A Funds for Equitable Services After Parent and Family Reservation, Indirect Cost and Admin Cost			\$ 446,398.65

**Step 6** - The amounts available from the proportional share of Title I, Part A funds to serve eligible students in each non-public school will automatically populate. There will be an amount per child calculated and presented, as well as a breakdown of how much of the proportional share will need to be allocated to each non-public school based off of the number of low-income children in the attendance area.

These proportions will be used to calculate the Title I, Part A equitable share to each non-public school and provide the appropriate funding levels to request for the district to meet the equitable services contributions.

Amounts Available From Proportional Share of Title I, Part A Funds to Serve Eligible Students in Each Non-Public School			
Non-Public School in Attendance Area		Equated # of Low-Income Non-Public School Students	Per-Student Amount
			\$ 1,274.24
Non-Public #1	ABC non-public	155.7006364	\$ 198,399.40
Non-Public #2	DEF non-pubic	116.7754773	\$ 148,799.55
Non-Public #3	GHI non-public	77.85031819	\$ 99,199.70
Non-Public #4			\$ -
Non-Public #5			\$ -
Non-Public #6			\$ -
Non-Public #7			\$ -
Non-Public #8			\$ -
Non-Public #9			\$ -
Non-Public #10			\$ -
Total Low-Income Non-Public School Students From Attendance Area		350.3264318	\$ 446,398.65

