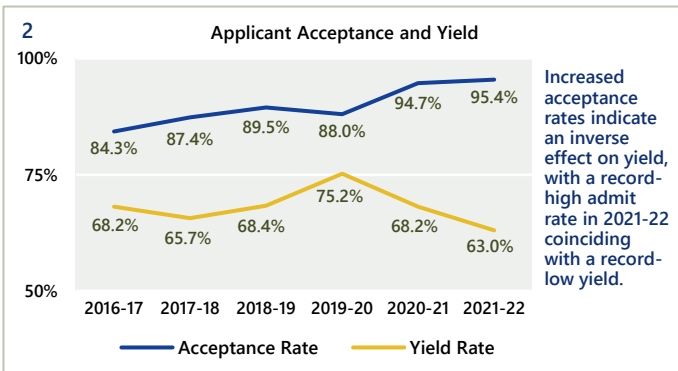
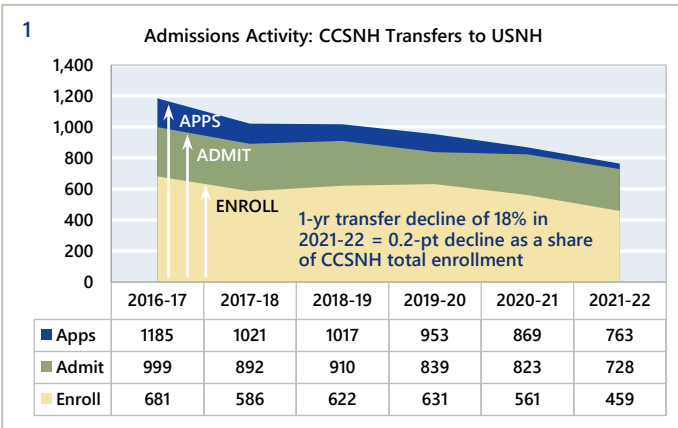
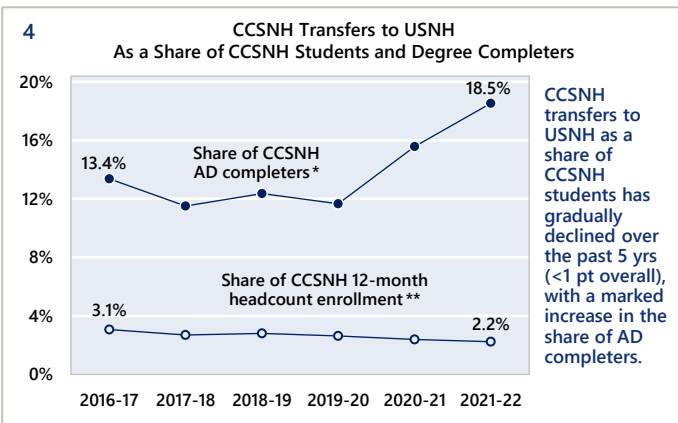


CCSNH-to-USNH Transfer Activity Dashboard 2021-22



3 Enrollment by Sending and Receiving Institution

	UNH	UNHM	PSU	KSC	GSC	Total	% of Total
Berlin White Mtns	1	0	3	0	15	19	4%
Claremont River Valley	2	0	3	2	12	19	4%
Laconia Lakes Region	3	0	11	0	17	31	7%
Manchester MCC	15	25	12	2	26	80	17%
Nashua NCC	16	23	3	5	25	72	16%
Concord NHTI	38	25	21	1	56	141	31%
Portsmouth Great Bay	52	5	6	4	30	97	21%
Total 2021-22	127	78	59	14	181	459	100%
2020-21	129	99	67	16	250	562	
2019-20	132	110	75	25	289	632	
2018-19	122	69	108	40	283	623	
2017-18	123	76	80	52	255	587	
2016-17	132	134	109	53	253	681	



* Transfers with AD | ** All transfers / all CCSNH enrollment, not adjusted for completers

