



2023

CHARTER SCHOOL ANNUAL FALL REPORT

REPORT CONTENTS

General Charter School Information.....2-3
Statistics, Models, Authorization Pipeline, Locations

Enrollment Trends4
Year over year by school

Financial Data & Fiscal Audits.....5-7
Information on funding levels and cost per pupil

Federal Funding Compliance.....7
Monitoring of federal grant programs

Annual Performance and Accountability Report (APAR)..... 8-9
Summary of reports received

Student Performance: Federal Accountability.....10
Chartered Public Schools with CSI, TSI, and ATSI status

School Safety & Facilities..... 11
Lease aid and other reporting

Federal Charter School Grant Update..... 12
Status of grant spending and awards to date

Appendix/Attachments: SY21-22 Audits and SY22-23 APAR

GENERAL CHARTER SCHOOL INFORMATION

Chartered Public School Stats

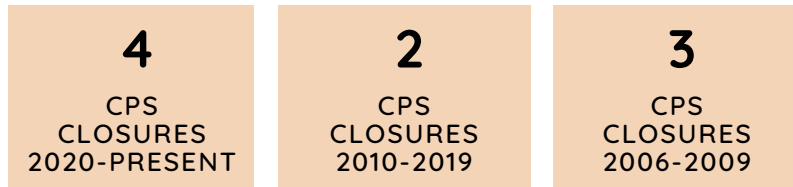
Approved **chartered public schools (CPS)** numbers have increased for the past 3 years. *Approved schools may not yet be open to students.*



32 CPS were open to students for SY23-24. Three approved schools are taking a planning year prior to opening, with three more in the application process.



All 9 CPS closures have cited financial challenges and/or declining enrollment as the reason for closure.



CPS enrollment continues to grow annually at a steady rate. *These figures include full-time VLACS students. See page 4 for detailed enrollment by school.*



Authorization Pipeline: Startups & Renewals

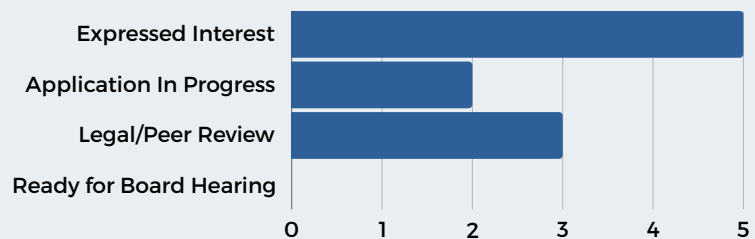
Renewals

Chartered public schools must reapply for authorization every 5 years. For SY23-24, the board can expect five applications for renewal.

- Next Charter School
- MicroSociety Academy Charter School
- Arts Academy of New Hampshire PCS
- The Founders Academy PCS
- Spark Academy of Advanced Technology CS

Startups

Interest in starting a charter school in New Hampshire continues to be strong. This chart shows the number of schools currently moving through our pipeline for authorization.

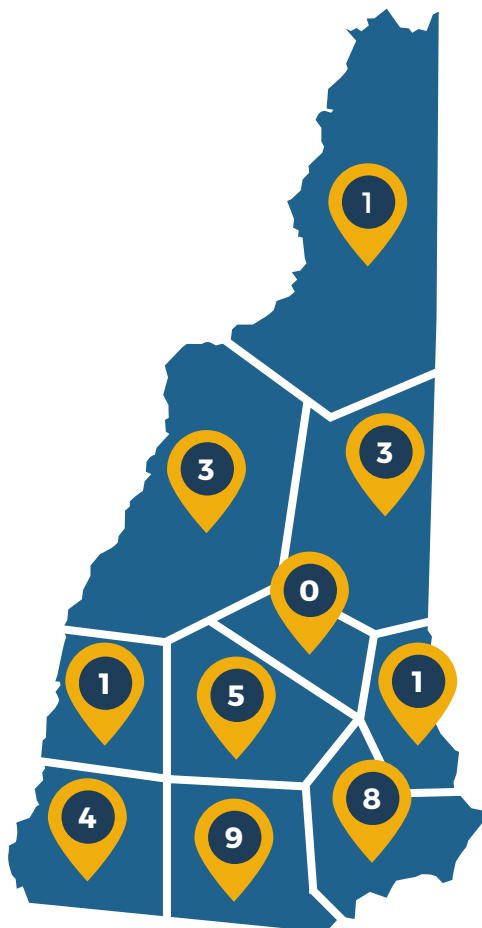
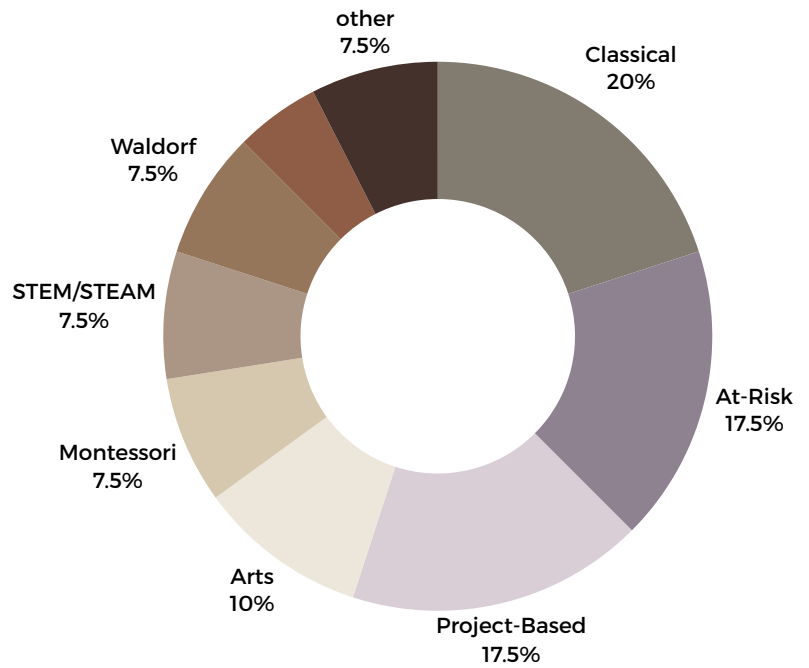


Charter School Models in New Hampshire

New Hampshire's charter community is diverse in educational models and many of our schools provide blended models of education, fitting into more than one category.

In the past 12 months, the majority of new charter school applicants were secondary schools focused on at-risk students and classical education models. Current applications are largely arts focused elementary schools.

The chart to the right shows the model landscape in New Hampshire as a function of the model vs. the overall number of charter schools that have been approved.



Approved CPS By County

The Charter School Office is seeking to expand access to chartered public schools throughout the state. The first step is to understand the current representation by county. The map to the right provides a count by county of the 35 **approved chartered public schools**.

The Charter School Office maintains a location map that provides detailed information on each CPS's location, charter status (approved or developing), grades served, and educational model by clicking on the individual map pins. This map is available to you by visiting this link:

Existing and Proposed New Hampshire Charter Schools @ zeemaps.com

(<https://www.zeemaps.com/view?group=4161561&x=-71.294285&y=43.381356&z=8>)

ENROLLMENT TRENDS

	October 2019 (K-12)	October 2023 (K-12)	Growth
District Public Schools	163,066	150,827	-12,239/-8%
Chartered Public Schools	4,228	5,695	+1,467/35%
Totals	167,294	156,552	-10,742/-6%

CPS Detailed Enrollment

Individual CPS have seen mixed results. The detail school by school is provided below along with sparklines to better show the trends.

School	SY19-20	SY20-21	SY21-22	SY22-23	SY23-24	Charter	Trend
	K-12	K-12	K-12	K-12	K-12	CAP	
Academy for Science and Design CS	535	541	532	543	640	800	20%
Arts Academy of New Hampshire PCS	113	114	121	128	121	160	7%
Benjamin Franklin Academy CPS	0	0	0	0	50	200	
Birches Academy of Academics & Art PCS	225	225	223	225	235	300	4%
Capital City Public Charter School	42	0	0	0	0	0	
Coastal Waters Chartered Public School	0	0	0	128	91	320	-29%
Cocheco Academy for the Arts	41	42	37	0	0	0	
Compass Classical Academy Charter School	134	151	122	128	165	260	23%
CSI Charter School	32	28	24	32	47	120	47%
Founders Academy Charter School	365	369	366	432	401	650	10%
Gate City Charter School For the Arts	164	140	155	151	143	180	-13%
Gathering Waters Charter School	0	0	228	266	272	300	19%
Great Bay Charter School	156	139	147	143	134	150	-14%
Heartwood Public Charter School	0	0	0	39	67	108	72%
Kreiva Academy Public Charter School	121	142	175	146	151	336	25%
LEAF Charter School	69	71	82	103	67	112	-3%
Ledyard Charter School	32	34	44	43	44	110	38%
Lionheart Classical Academy CPS	0	0	0	195	275	388	41%
Making Community Connections CS	137	106	49	62	65	200	-53%
MicroSociety Academy Charter School	230	241	248	297	306	432	33%
Mill Falls Charter School	168	168	168	168	167	168	-1%
Mountain Village Charter School	103	96	103	108	114	150	11%
Next Charter School	75	75	81	80	74	90	-1%
North Country Charter Academy	54	47	42	46	27	60	-50%
Northeast Woodland Chartered Public School	0	133	156	146	155	225	17%
PACE Career Academy Charter School	57	62	0	0	0	0	
Polaris Charter School	109	109	118	120	122	120	12%
River View Chartered Public School	0	0	0	0	18	40	
Robert Frost Charter School	52	40	48	32	33	152	-37%
Seacoast Charter School	297	296	300	299	288	300	-3%
Spark Academy of Advanced Technologies	26	34	63	88	87	425	235%
Strong Foundations Charter School	283	309	334	314	336	360	19%
Surry Village Charter School	92	99	93	94	97	198	5%
Virtual Learning Academy Charter School	349	478	567	613	534	731	53%
Windham Academy Public Charter School	167	245	298	351	369	500	121%

FINANCIAL DATA & FISCAL AUDITS

Chartered Public School Per Pupil Aid

The New Hampshire legislature recently made changes to funding for public schools. Changes taking effect for SY23-4 included increases to base aid and the additional charter grant. Increases to the free and reduces, special education, and English Language Learner differentiated aid components were also passed. Differentiated aid is also provided for Free and Reduced Meal students, special education, and English Language Learners.

Base Adequacy & Additional Charter Grant	SY23-24 \$9,000.00	SY22-23 \$7,338.94	SY21-22 \$7,338.94	SY20-21 \$7,188.00
VLACS per pupil aid	SY23-24 \$6,450.21	SY22-23 \$6,090.79	SY21-22 \$6,045.61	SY20-21 \$5,921.27

Average Cost Per Pupil for FY22

District Public Schools	Chartered Public Schools	VLACS
\$19,400	\$9,985	\$6,513

Cost per pupil by chartered public school (listed by highest to lowest) is provided below.

	Pupil Cost	Enrollment	Cost Per Pupil
Next Charter School	\$ 1,367,423	80	\$ 17,136
Making Community Connections Charter School	\$ 894,330	54	\$ 16,704
North Country Charter Academy	\$ 765,481	47	\$ 16,187
Spark Academy of Advanced Technologies	\$ 992,451	63	\$ 15,869
Surry Village Charter School	\$ 1,305,156	93	\$ 14,011
Ledyard Charter School	\$ 590,361	44	\$ 13,540
Cochecho Academy for the Arts	\$ 370,211	29	\$ 12,622
Northeast Woodland CPS	\$ 1,910,454	162	\$ 11,828
Kreiva Academy Public Charter School	\$ 1,880,147	159	\$ 11,823
Compass Classical Academy Charter School	\$ 1,404,733	119	\$ 11,787
Great Bay Charter School	\$ 1,691,319	144	\$ 11,706
Robert Frost Charter School	\$ 516,989	45	\$ 11,576
LEAF Charter School	\$ 958,680	84	\$ 11,347
Gate City Charter School For the Arts	\$ 1,639,442	152	\$ 10,820
Strong Foundations Charter School	\$ 3,406,419	324	\$ 10,500
Mill Falls Charter School	\$ 1,747,254	168	\$ 10,430
CSI Charter School	\$ 295,523	29	\$ 10,275
Arts Academy of New Hampshire CPS	\$ 1,154,032	113	\$ 10,191
Gathering Waters Charter School	\$ 2,193,155	224	\$ 9,798
Seacoast Charter School	\$ 2,658,168	298	\$ 8,924
Founders Academy Charter School	\$ 3,267,150	372	\$ 8,787
Mountain Village Charter School	\$ 906,155	104	\$ 8,731
Polaris Charter School	\$ 991,573	117	\$ 8,484
Birches Academy of Academics & Art CPS	\$ 1,845,463	223	\$ 8,281
Windham Academy Public Charter School	\$ 2,265,237	295	\$ 7,672
Academy for Science and Design Charter School	\$ 3,987,263	528	\$ 7,547
MicroSociety Academy Charter School	\$ 1,771,239	251	\$ 7,047
Virtual Learning Academy Charter School	\$13,028,532	2,000	\$ 6,513

State Summary of Revenue & Expenditures for CPS SY21-22

REVENUE SOURCES

Local Taxation	\$ -	0.0%
Tuition, Food, & Other Local Revenue*	6,569,627	14.4%
Equitable Education Aid	31,501,619	69.2%
Other State Sources	2,432,809	5.3%
Federal Sources	4,463,064	9.8%
Other (Includes insurance settlements)	575,075	1.3%
Total Net Revenues	\$ 45,542,194	100.0%

DISTRIBUTION OF EXPENDITURES

Sale of Bonds & Notes **	1,369,249	
Regular Instruction*	\$ 22,258,573	48.7%
Special Programs*	2,939,567	6.4%
Vocational Programs*	0	0.0%
Other Instructional Programs	266,358	0.6%
Student Support Services	1,935,763	4.2%
Instructional Staff Support	951,478	2.1%
General Administration and Business	2,930,280	6.4%
School Administration	5,153,144	11.3%
Business Services	700,941	1.5%
Plant Operations	7,916,350	17.3%
Pupil Transportation	234,758	0.5%
Non-Public Programs	60,359	0.1%
Community Programs	178,418	0.4%
Bond & Note Interest	177,203	0.4%
Charter Schools/Other Agencies	0	0.0%
Food Service	29,916	0.1%
Total Recurring Expenditures	\$ 45,733,108	100.0%
Facility Construction	1,277,522	
TOTAL EXPENDITURES	\$ 47,010,630	
Bond & Note Principal Payment	9 09,372	

* The following adjustments have been made to State Total DOE-25 data.

Deducted from Revenues:

Tuition from other NH school districts	3,075,665
Transportation from other NH school districts	0
Food service revenues except interest	44,861
Services provided other NH school districts other than food	631,871
Total Revenue Adjustments:	\$ 3,752,397

Deducted from Expenditures:

Regular, Special and Voc Tuition from other NH school districts	\$ -
Food service revenues except interest	44,861
Total Expenditure Adjustments:	\$ 44,861

**Bonds & Notes must be repaid with revenues from other sources. To avoid double counting revenues, these amounts are shown below the total revenue line.

Annual Fiscal Audits for Chartered Public School

Public school districts are political subdivisions of the state made for convenient administration of government and are “municipal corporations” (RSA 191:1). Based on this criteria and the requirements of RSA 194-B:10, state chartered public schools must obtain an annual financial audit in accordance with GASB financial reporting requirements. This report is due to the Office of Charter Schools by March 31st for the prior year’s financials.

Audit for SY21-22 were due March 31,2023. Of the chartered public schools required to submit the audit for that year, the following schools have not yet complied: Compass Classical, Gate City, and LEAF.

Top Finding: Training Needed

From the audit reports the Office of Charter School received, auditors most noted schools lacked the ability to understand footnote disclosures as required by GAAP, which may lead to misstatements. NHED will issue a solicitation to develop and deliver training to CPS boards and leaders on financial statements and areas of risk identified by the auditors.

FEDERAL FUNDING COMPLIANCE

Monitoring of Charter Schools

The Bureau of Federal Compliance is charged with performing compliance monitoring on behalf of NHED for public schools receiving federal funds. The Bureau uses a risk assessment tool to determine the schools that will undergo monitoring in any given year. Monitoring involves a detailed review of selected expenditures covered through federal grants, as well as a review of required policies and procedures including record keeping procedures, procurement policies and procedures, and internal controls. In SY22-23, five charter schools were monitored for compliance under various federal programs. Common findings among charter schools for this monitoring event were related to policies and procedures. Findings by CPS are noted below.

Founders Academy Charter School:	Time and Effort findings for Title I and ESSER II programs Procurement findings for Title I and ESSER II programs
Gate City Charter School:	Time and Effort findings for Title I, II, and IVA programs Record Retention findings for Title I, II, IVA and ESSER II programs Equipment and Supplies for ESSER II
Great Bay Charter School:	Time and Effort findings for Title II, ESSER II and ESSER III programs Record Retention findings for ESSER III programs Cash Management finding for ESSER II Equipment and Supplies for ESSER II
Ledyard Charter School:	Food Service License/Inspection Report for Food and Nutrition Time and Effort findings for Title I, and CSI Title I programs Cash Management finding for Title I Use of Funds/Allowability findings for Title I, IVA, and ESSER III
Strong Foundations CS:	Time and Effort findings for Title I, and II programs

ANNUAL PERFORMANCE & ACCOUNTABILITY REPORTING (APAR)

Chartered Public Schools are required to submit an Annual Progress and Accountability Report (APAR) that provides operational and accountability status for each school that was opened to students in the previous school year. The reporting template developed by NHED conforms with RSA 194-B:10 and New Hampshire Department of Education (NHED) Administrative Rules Ed 318.16. These rules and statutes dictate the information to be collected. The report is due by August 31st, annually. The APAR is divided into seven parts:

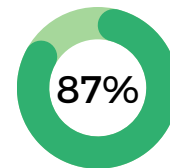
- **Part I: School Contact Information:** Asks for current school information and if this has changed in the past year.
- **Part II: School Compliance:** Asks questions regarding transparency, registrations, and fees.
- **Part III: School Status:** Schools note changes at the board level, report engagement data, and progress on school development and facilities.
- **Part IV: Financial Reporting:** Schools confirm required submissions have been made.
- **Part V: Needs Assessments:** Schools are asked to provide information on strategic planning and/or needs assessments that have been performed.
- **Part VI: Attachments:** Schools are asked to provide a school calendar with hours, an accountability plan with progress updated, sample plan for struggling students, copy of their admission process and application forms, and best practice to share.
- **Part VII: Certification:** Signing that the statements and materials provided are accurate.

The submitted reports were reviewed by staff at the Office of Charter Schools and schools were provided with written feedback on the contents of their reports. The submitted reports are provided in the appendix for your review. Key areas of the report are summarized below.

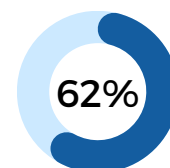
APAR Compliance Summary

The Office of Charter Schools found the following items in the majority of submitted reports:

- Schools were asked if certain items were available on their website. Most schools stated at least two items in the list were on their website that proved difficult to find or unable to be found, when staff attempted to verify. (Board Minutes, Bylaws, School Policies, Handbooks, Charter, Audits, previous APARs, curriculum and calendars)
- Many schools demonstrated a lack of understanding in the difference between program goals, accountability plans, and improvement plans which led to weak responses from schools (conflation of one or more, weakness in one or more, or no record of goals or accountability plans).
- Other areas we see schools needing assistance and support include: Policies and Procedures (admissions and non-discrimination), Support and Identification of Struggling Students, and Financial Training (identified in audits, see Financials).



Submission Compliance
30 schools were required to complete the report, 26 submitted reports to review.



Top Finding: Transparency
18 schools had at least 2 items they stated were on their website but were not able to be found.

APAR Compliance Summary, Continued

93% Submit A Best Practice

Through the state's federal charter school grant, NHED is improving efforts to identify, collect and share best practices developed by charter schools with the wider community. As a part of this report, schools were asked to submit a best practice to share. 27 schools submitted a practice summary. In the coming years, we will work with schools to refine their best practice submission to ensure they have a system to review and identify areas of best practice, ways of measuring the effectiveness of the practice, and documentation of the practice for sustainability.

We are building a best practice library on our website. [Click here to view.](#)

Best Practices

The Charter School Office is working on building a Best Practices Library to share with the charter community, in the hopes that schools can learn from each other by sharing ideas that work for them. We will update this library as we receive more submissions. The best practices are organized by general category, however, many of these best practices fall into multiple categories.

Business Operations

- [Paid Parental Leave](#) pdf
- [School Safety](#) pdf

Community/Student Engagement

- [Building Positive Connections](#) pdf
- [Family Engagement](#) pdf
- [Home Visits](#) pdf

Follow up and Future Actions

The Office of Charter Schools will use the information from these reports to guide future workshops and training sessions to build understanding and, ultimately, compliance among more charters. NHED staff will also meet with schools that have a number of issues identified in their APAR to discuss the findings and set goals to close out these areas and improve the school's practices. NHED will also revisit the template and accompanying instructions to provide more information and guidance to assist schools in completing the report. As a longer-term goal, the Office of Charter schools is looking to develop new and consistent frameworks for accountability to improve reporting and performance expectations.

The **highest quality** report was submitted by **Mills Falls Charter School**. The school provided thoughtful, detailed responses and had only a minor finding.

Non-compliance

The following is a list of schools that have not submitted their APAR for review. All schools were contacted regarding their missing reports:

- Coastal Waters Chartered Public School
- Compass Classical Academy Charter School
- Gate City Charter School for the Arts
- Windham Academy Public Chartered School

Student Performance: Federal Accountability

The chart below lists chartered public schools that have been identified under Every Student Succeeds Act (ESSA) for Comprehensive Support and Improvement (CSI) and Targeted Support and Improvement (TSI) during the fall 2023 cycle. Schools that were identified for Additional Targeted Support and Improvement (ATSI) are also listed.

School Name	CSI	TSI	ATSI	Exited
Academy for Science and Design Charter School				
Arts Academy of New Hampshire CPS				
Birches Academy of Academics & Art CPS				✓
Compass Classical Academy Charter School	✓			
CSI Charter School	✓			
Founders Academy Charter School <i>ATSI: elementary school free and reduced</i>			✓	
Gate City Charter School For the Arts				
Gathering Waters Charter School				
Great Bay Charter School <i>ATSI: free and reduced and students w. disabilities</i>			✓	
Heartwood Public Charter School				
Kreiva Academy Public Charter School <i>CSI: High School, TSI: Middle School free and reduced, ATSI: multiple subgroups</i>	✓	✓	✓	
LEAF Charter School				
Ledyard Charter School	✓			
Lionheart Classical Academy CPS				
Making Community Connections Charter School	✓			
MicroSociety Academy Charter School <i>ATSI: students with disabilities</i>			✓	
Mill Falls Charter School				
Mountain Village Charter School				
Next Charter School	✓			
North Country Charter Academy				✓
Northeast Woodland CPS <i>exited CSI status, ATSI: free and reduced subgroup</i>			✓	✓
Polaris Charter School				
Robert Frost Charter School				
Seacoast Charter School				
Spark Academy of Advanced Technologies				
Strong Foundations Charter School				
Surry Village Charter School				
Virtual Learning Academy Charter School				✓
Windham Academy Public Charter School				

Schools without a check are currently in good standing for federal accountability under ESSA.

Green notes school's with a mission to serve large at-risk populations, as stated in their charter.

Gold notes that schools were previously identified for a particular status and did not exit the status.

SCHOOL SAFETY & FACILITIES



Applications for Lease Aid

20 CPS applied for lease aid and 16 were awarded (4 had incomplete applications).



Eligibility for Lease Aid

24 CPS were eligible to apply for lease aid, 4 did not apply.



Lease Aid Award Amounts

\$576,627 was awarded for SY23-24 lease aid. The average award was \$36,039.



Own Their Buildings

For CPS in operation, 8 have purchased their building.

17

Average Class Size

Reporting schools average a class size of 17 (equal to state average).



Active Construction Projects

6 CPS have active construction projects for either new facilities or expansions.

School Facilities Rule Change: Ed 320

New facility rules adopted under Ed 320 in October 2023 outline a process for school facility approval and requires all public schools including chartered public schools to have facility approvals from NHED. CPS must now apply 60-days prior to student occupancy to the Bureau of School Safety & Facilities for facility approval. This will have an effect on the planning times for developing schools as well as those planning major construction projects. Technical assistance notices are being developed on this change.

Inspections and Submittals

Required facility submittals are provided to the right. The following schools have either not reported or have outdated submissions. Schools with a * and Compass Classical may have more outstanding items as they have not submitted their APAR.

- Benjamin Franklin Academy CPS (1)
- Coastal Waters CPS (1)*
- Gate City Charter School (1)*
- Gathering Waters CPS (1)
- Great Bay Charter School (1)
- Kreiva Academy PCS (3)
- LEAF Charter School (1)
- Ledyard Charter School (1)
- Making Community Connections (1)
- MicroSociety Academy CS (1)
- Mountain Village Charter School (2)
- Next Charter School (1)
- Northeast Woodland CPS (3)
- Polaris Charter School (1)
- Spark Academy (1)
- Surry Village (2)
- The Founders Academy CS (1)
- Windham Academy (1)*



Emergency Operation Plans

Schools are required to submit a new or updated emergency operation plan annually by 10/15. 12 (38%) schools have not yet submitted.



Fire Inspection

An annual fire safety inspection is also required. 10 schools (30%) failed to report the date or provided an outdated inspection.



Health Inspection

Schools are required to have a health inspection every 5 years. 4 schools (12%) either failed to report the date or provided an outdated inspection.

Pb

Lead Testing

Schools are required to test all drinking water sources for lead 3 times before 6/2024. All schools have completed the first round of testing. The second round is due 12/31/2023.

FEDERAL CHARTER SCHOOL GRANT

New Hampshire was awarded a \$46 million federal charter school grant in 2019; however, it was not approved for NHED's access until 2021. While the grant is set to expire on 9/30/2024, the Office of Charter Schools intends to submit a request for a no-cost extension to delay the expiration until 9/30/2025. The grant requires that we award 90% of the value in subgrants, use no more than 3% on administration, and use at least 7% for technical assistance. Below is a breakdown by grant category as of 9/30/2023.

91%

Subgrants
comprise 91% of
expended dollars

Subgrants

Budgeted: \$41,400,000 | **Obligated:** \$17,700,000 | **Expended:** \$6,284,000

NHED has run four grant competitions (the fourth competition is in process with final scores pending) with a total of 18 awards.

6%

Technical Assistance
is just under our
requirement at 6%

Technical Assistance

Budgeted: \$3,220,000 | **Obligated:** \$670,000 | **Expended:** \$370,000

NHED is delivering technical assistance in a number of ways including: hosting a 2-day best practice conference in September, creating a new-leader coaching cohort, and providing workshops and direct to school financial, board, instructional, and data training. This program kicked off in May and has been very well received by schools. NHED contracted with 7 vendors to assist in providing technical assistance to charter schools.

3%

Administrative
work is running at 3%
of expended dollars

Administrative Costs

Budgeted: \$1,380,000 | **Obligated:** \$182,000 | **Expended:** \$182,000

Administrative costs associated with the grant include staff time for oversight of the grant, monitoring of subgrants, and improving systems and processes. NHED is currently working on a review of the existing Ed Rules and RSAs for authorization and accountability frameworks to strengthen and improve these systems.

Subgrant Goals & Awards to Date

11 OF 23
STARTUPS

 49%

6 OF 14

EXPANSIONS

 43%

1 OF 3

REPLICATIONS

 33%

- Heartwood Chartered Public School, Jefferson
- Gathering Waters Chartered Public School, Keene
- Northeast Woodland Chartered Public School, Conway
- Spark Academy of Advanced Technologies Charter School, Manchester
- Lionheart Classical Academy Chartered Public School, Peterborough
- Benjamin Franklin Academy Chartered Public School, Loudon
- Coastal Waters Chartered Public School, Exeter
- North Star Academy Chartered Public School, Ossipee
- River View Chartered Public School, Claremont
- Seacoast Classical Academy Chartered Public School, TBD
- Synergy Chartered Public School, Concord

- MicroSociety Academy Charter School, Nashua
- The Founders Academy Public Charter School, Manchester
- The Birches Academy of Academics and Art Charter School, Salem
- Robert Frost Academy Charter School, Conway
- Windham Academy Charter Public School, Windham
- Seacoast Charter School, Dover

- CSI Charter School, Concord (project canceled by school, grant returned)