




What You Need to Know About the Digital SAT[®] Suite of Assessments



June 2023

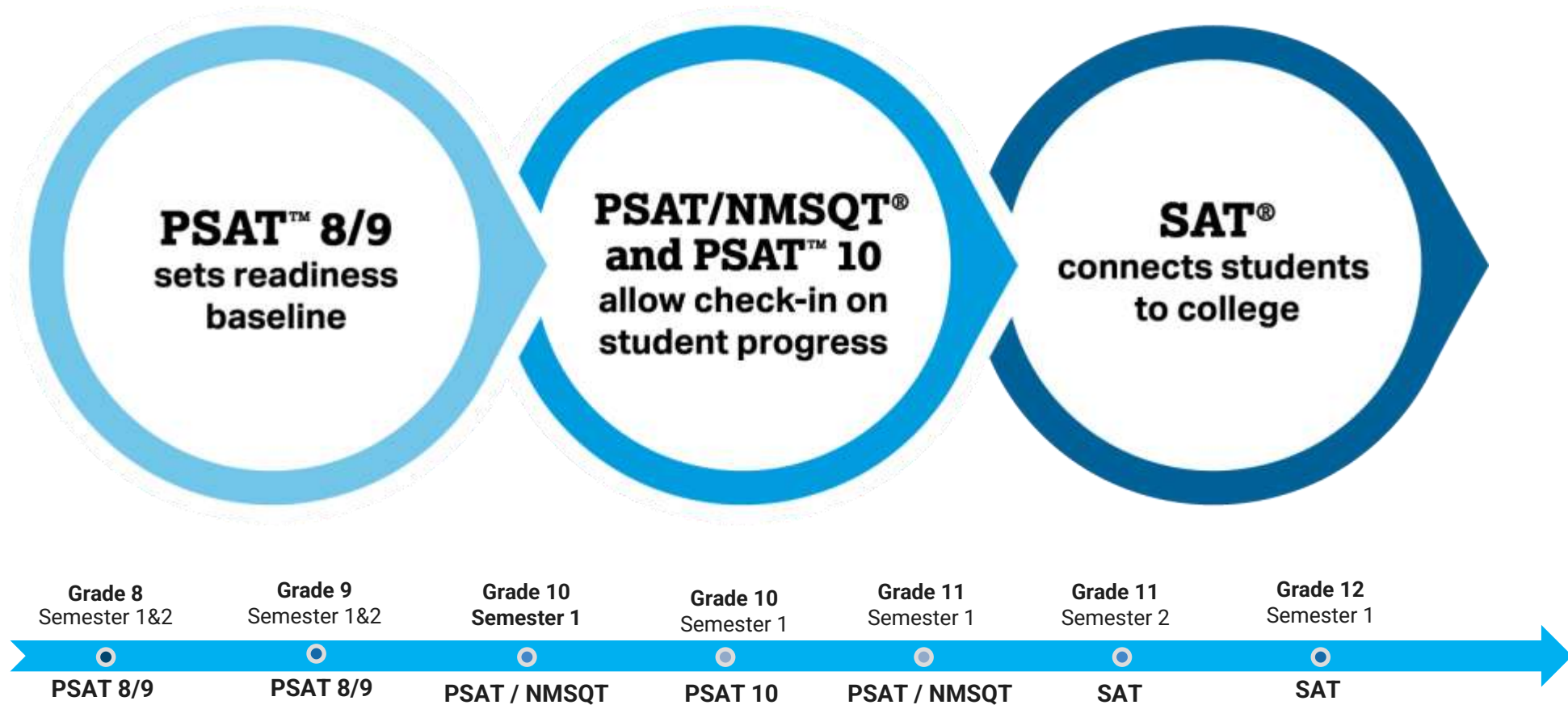
Agenda

- ✓ Digital SAT Suite Overview
- ✓ Test Specifications and Features
- ✓ Preparing for Fall In-School Testing
- ✓ Fall Digital Administration Planning
- ✓ BigFuture™ School
- ✓ Digital SAT Practice
- ✓ BigFuture



Digital SAT Suite of Assessments Overview

The SAT Suite of Assessments



The digital SAT Suite of Assessments will be...



Easier to take



Easier to give









More secure



More relevant

Digital SAT Suite of Assessments Timeline

The SAT Suite of Assessments is transitioning from paper and pencil to a digital format.

	PSAT 8/9	PSAT/NMSQT	SAT (U.S. Weekend and School Day)	PSAT 10
Fall 2023				N/A
Spring 2024		N/A		



Digital



Paper and pencil

What's staying the same?

- ✓ Tests college and career readiness
- ✓ 1600 scale, and no concordance is required
- ✓ Proctored in a school or test center
- ✓ Free, world-class practice resources
- ✓ Scholarships and College Board National Recognition Programs
- ✓ Support all students



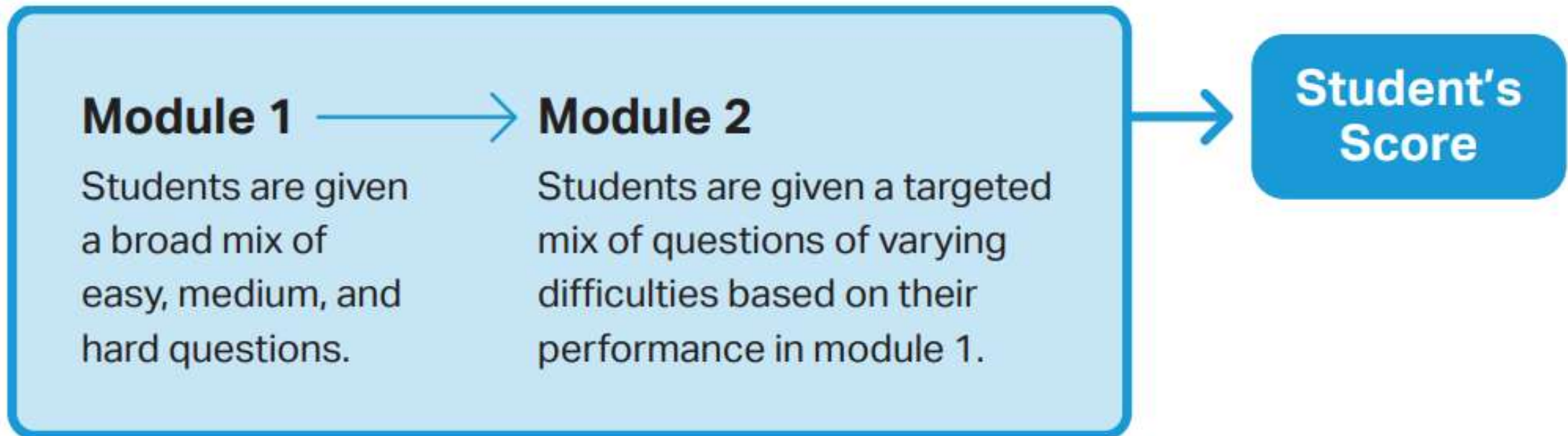
What's changing?

- ✓ Laptop or tablet
- ✓ Test will be shorter – ~100 questions and 2 hours and 14 mins
- ✓ Receive scores faster
- ✓ Calculators allowed on all math
- ✓ Single question per reading passage
- ✓ More relevant information
- ✓ More secure and flexible – individual forms and asynchronous testing



Test Specifications and Features

The digital SAT Suite will have two modules in each section



Benefits of Multi-Stage Adaptive Testing

- ✓ Shorter tests
- ✓ Questions are tailored according to students' achievement
- ✓ Allows students to navigate back to questions within a module
- ✓ More secure testing
- ✓ Allows disruptions in internet connectivity
- ✓ More precise measurement



Digital SAT Suite: Test Specifications

Reading and Writing Section



96 total questions
(2 sections)

100 total minutes
(1.04 min/question)

Long passage
with multiple questions



54 total questions
(1 section)

64 total minutes
(1.19 min/question)

Short prompt
with only 1 question



Paper and pencil



Digital

Digital SAT Suite: Test Specifications

Math Section



58 total questions

2 sections—calculator and no calculator

80 total minutes

(1.38 min/question)

Multiple choice (≈78%)

Student-produced response (≈22%)



44 total questions

1 section—with calculator

70 total minutes

(1.59 min/question)

Four-option multiple choice (≈75%)

Student-produced response (≈25%)



Paper and pencil



Digital

Preparing for Fall In-School Testing

Device Requirements




Laptop,
Tablet,
School Managed Device
(Chromebook or Desktop)



Device should be
able to hold a
charge for 3 hours



Device must be
able to connect
to Wi-Fi



If a student doesn't have a device for **SAT Weekend**, they may request to borrow one from College Board and we will provide one on test day.

Device Specifications

- Windows laptops/tablets must be running Windows 10 or later and have at least 250 MB of free space available.
- Mac laptops must be running macOS 11.4 or later and have at least 150 MB of free space available.
- iPads must be running iPadOS 14 or later and have at least 150 MB of free space available.
- School-managed Chromebooks must be running Chrome OS 100 or later and have at least 150 MB of free space available. You cannot run Bluebook™ on a personal Chromebook.

Network Requirements

All students and testing staff (coordinators, proctors, and monitors) must connect to your Wi-Fi on test day. This includes:

- Students and testing staff who are unaffiliated with your institution.
- Students and testing staff who are using personal devices

You may need to set up guest access. Be sure to share the network password with staff so they can share it with students.

Bandwidth Requirements Vary by Test

Test	Bandwidth
SAT Weekend	100 Kbps
SAT School Day and other assessments in the Suite	200 Kbps





Students will take the digital SAT Suite on a custom-built digital exam application.

<https://bluebook.app.collegeboard.org>

Bluebook™



If the internet disconnects during testing, students will still be able to progress through the test **with no disruption**.



If a student's device runs out of battery, they can simply plug in, restart their device, and pick up where they left off—**all their work will be saved, and they won't lose testing time**.



Bluebook **automatically locks out other programs** to ensure students cannot cheat.



Students are timed individually. If their start times are slightly staggered, their breaks and end times will be too.

Bluebook - Universal Testing Tools

This screenshot shows the Bluebook interface with a graphing calculator and a math reference sheet. The calculator is a grid-based tool with a coordinate plane and various mathematical symbols. The reference sheet, titled "Section 1, Module 1 - Math Reference Sheet", includes geometric formulas for a circle ($A = \pi r^2$, $C = 2\pi r$), a rectangle ($A = lw$), a triangle ($A = \frac{1}{2}bh$), a right triangle ($a^2 + b^2 = c^2$), and special right triangles (30-60-90 and 45-45-90). A timer in the top left corner shows 0:10.

Built-in graphing calculator & reference sheets

This screenshot shows a question in the Bluebook interface. The question text is partially visible: "If $f(x) = x + 7$ and $g(x) = 7x$, what is the value of $(f \circ g)(2)$?" Below the question are four multiple-choice options: "recommended", "collected", "help", and "mark". A "Flag" icon is visible next to the question number. A review panel is open, showing "Section 1, Module 1: Reading and Writing Questions" and a numeric keypad. A timer in the top center shows 35:00.

Flag and review

This screenshot shows a text passage in the Bluebook interface. The passage discusses a librarian's note about Bao Phi's collection *Sóng / Sing*. A yellow highlight is placed over the text: "pieces by the spoken-word poet don't lose their nature when printed; the language has the same pleasant musical quality on the page as it does when performed by Phi." To the right, a question asks: "Which choice completes the text with the most logical and precise word or phrase?" with two options: "scholarly" and "melodic". A "New Annotation" box is visible at the top right.

Full annotation tools

This screenshot shows a question in the Bluebook interface. The question text is partially visible: "Two nearby trees are perpendicular to the ground, which is flat. One of these... other tree?". A timer in the top right corner shows 35:00 and is labeled "Hide". A "Calculator" icon is visible in the top right corner.

Hideable test timer

Digital SAT Suite In-School Calendar 2023-2024

Fall 2023	Dates
PSAT/NMSQT	October 2–October 31*
PSAT 8/9	
SAT School Day	October 11** October 26–Alternate
<p>Districts and schools will be able to administer the PSAT/NMSQT and PSAT 8/9 on as many days of the testing window as needed.</p> <p>*College Board will support administration of the PSAT/NMSQT on Saturday, October 14, 2023</p> <p>** The SAT will be administered in paper format in the U.S. until spring 2024.</p>	

Spring 2024	Dates
PSAT 10	March 4–April 26
PSAT 8/9	
SAT School Day***	
<p>Districts and schools will be able to administer these assessments on as many days of the testing window as needed.</p> <p>Details on ordering and registration deadlines for spring 2024 will be provided later this spring.</p> <p>***Window will be determined by the Department of Education</p>	

www.sat.org/in-school-testing

Digital PSAT/NMSQT and PSAT 8/9 Fall Deadlines By Testing Week

SSD Request 7 weeks	Submit Order 5 weeks	Submit Initial Registration File 4 weeks	Validate Registration 3 weeks	Digital Readiness Check 2 weeks	Intended Testing Week	K-12 Score Release	Student Score Release
Aug 14	Aug 28	Sept 5	Sept 11	Sept 18	Oct 2-6	Nov 2	Nov 6
Aug 21	Sept 5	Sept 11	Sept 18	Sept 25	Oct 9-14		
Aug 28	Sept 11	Sept 18	Sept 25	Oct 2	Oct 16-20	Nov 14	Nov 16
Sept 5	Sept 18	Sept 25	Oct 2	Oct 9	Oct 23-27 Oct 30-31		

Five Ways to Prepare to Administer In-School Digital Assessments




Check **device inventory**




Test your **network readiness**



Install the **Bluebook** app



Connect Technology Staff with **Resources**



Encourage students to download app and **practice**

Scheduling Your Test Day(s)

Timing

1

The digital SAT Suite of Assessments have the same number of questions.

Completion

2

Testing must be completed in a single sitting, except for students with specific accommodations.

Flexibility

3

Start times are flexible.

Accommodations

4

Standard and accommodated test takers will test during the window.



Requesting Accommodations

- **NEW:** Starting in Fall 2023, accommodations for **PSAT 8/9** must be requested and approved by College Board's Services for Students with Disabilities (SSD).
- The process for requesting accommodations for the **SAT, PSAT/NMSQT, PSAT 10, and AP** will not change.
- Some accommodations requests will no longer be needed, such as:
 - Large print
 - Enlarged answer sheet
 - Magnification device

Accommodation Deadlines for 2023-24

PSAT/NMSQT, PSAT 8/9: October 2-31, 2023	SAT School Day: October 11, 2023	SAT School Day Alternate: October 26, 2023
August 14, 2023*	August 22, 2023	September 6, 2023

*Varies depending on administration date

Accommodation Review Takes at Least 7 Weeks

Fall Digital Administration Planning

Key Digital Administration Steps

Action	Description	Timing
Ordering	Identify the assessments and grade levels you will be offering, when you plan to begin testing, and key staff	March - August
Registration	Submit a digital file of test taker information which will be used to deliver test packages and accommodations	Late August - October
Training	Complete training for test coordinators and other staff	September - October
Digital Readiness	Ensure Bluebook is installed properly, check devices, and complete exam set-up, etc.	September - October
Administration	Administer assessments based on your testing schedule	October
Scores/Reports	Share scores and reports with students and families	November

SAT Suite Ordering and Registration

- ✓ SAT Suite Ordering and Registration (SSOR) is replacing the Test Ordering Site (TOS)
- ✓ Access to SSOR will be provisioned using the Manage Access Tool.
- ✓ District ordering is available.
- ✓ Districts and school will be provided with an estimated cost when they place an order.
- ✓ Districts and schools will **NOT** be invoiced based on orders.



SSOR Roles

SAT Suite Ordering/Registration Access Manager:
Use Managing Access tool to assign ordering and registration roles to colleagues (and themselves)

SAT Suite Ordering:
Place and manage test orders

SAT Suite Data Coordinator:
Upload test taker data for test registration
Assign this role to technology staff responsible for pulling test taker data from your institution's student information systems, and bulk uploading that data into SSOR

SAT Suite Registration:
Review and validate registration data, submit it, and register test takers
Assign this role to test coordinators and SSD coordinators responsible for reviewing and confirming registrations, including ensuring that all test takers who need accommodations have them provided

My Tools And Services

Tool or Service	My Role	Expires* ?	Manage Access
AP Potential™ ▶	multiple roles	multiple dates	edit
AP Professional Learning ▶	N/A	N/A	
AP Registration & Ordering and AP & Pre-AP Classroom Access Management ▶	multiple roles	multiple dates	edit
AP® / Pre-AP Course Audit ▶	multiple roles	multiple dates	edit
AP® Score Reports for Educators ▶	multiple roles	multiple dates	edit
AP® Teacher Community ▶	N/A	N/A	
K-12 Assessment Reporting ▶	multiple roles	multiple dates	edit
SAT Suite Ordering and Registration ▶	multiple roles	multiple dates	edit
Managing Access to support K-12 Assessment Reporting ▶	multiple roles	multiple dates	edit

*Dates in red are close to expiring. Select Edit to update.

Manage Partner Applications

Manage College Board partner sites and applications that you share your data with.

Add Additional Tools And Services

Recommended Tools and Services

We've selected these tools and services based on your job function of Other - K-12. [Edit my profile](#)

- ReadStep™ Summary of Answers and Skills (SOAS) Reports [Get Access](#)

K-12

Higher Education

General

- RETIREE: SSD Online - Disabilities Accommodation Management [Get Access](#)
- College Board Communities [Get Access](#)
- College Board Online Store [Get Access](#)
- Managing Access to support Higher Ed Assessment Reporting [Get Access](#)
- Managing Access to support SAT Suite Ordering and Registration [Get Access](#)
- Managing Access to support Test Day Toolkit [Get Access](#)
- Test Day Toolkit [Get Access](#)

Before You Get Started


My College Board Professional Account

My Tools And Services

Tool or Service	My Role	Expires* ?	Manage Access
AP Professional Learning ▶	N/A	N/A	
AP® Teacher Community ▶	N/A	N/A	
SAT Suite Ordering and Registration ▶	SAT Suite Data Coordinator	30-Nov-2023	edit
Membership Community ▶	N/A	N/A	
Pre-AP Ordering ▶	N/A	N/A	
Speaker Consultant Portal ▶	N/A	N/A	
Test Administration Training for the SAT Suite of Assessments ▶	N/A	N/A	

Other Tools
We offer an array of tools and services to support your work in education. See the College Board Professional website for more information.

 If the SSOR link is not listed, then you have not been granted access.

 Only users with the SAT Suite Ordering role will be able to order tests and edit orders.

Information to Gather

Contact Information

- Test Coordinator
- Technology Coordinator
- Principal
- Billing Contact

Include

- First and last name
- Job title
- Work e-mail
- Work phone number

Other Information

- Institution's address
- Start date

Ordering Dashboard

The screenshot shows the CollegeBoard SAT Suite Ordering and Registration dashboard. At the top, the CollegeBoard logo is on the left, and the user is logged in as 'Hi' on the right. The main heading is 'SAT Digital Assessments', with a sub-heading 'Order SAT School Day, PSAT/NMSQT and PSAT 10, and PSAT 8/9 Assessments.' Below this is a link to 'Learn more about the SAT Suite of Assessments'. Two yellow buttons are present: 'Order Fall SAT School Day Paper Tests' and 'Order New Digital Tests'. The 'Ordered Tests' section has tabs for 'ORDER', 'REGISTRATION', and 'INVOICE'. The 'ORDER' tab is active, showing 'No Tests Ordered' with the note '(Ordered test information will appear here.)'. Below this, there are two informational messages: one about the ordering process for Fall SAT School Day Paper Tests and another stating that schools must complete the ordering process for these tests.

CollegeBoard

Hi

SAT Suite Ordering and Registration |

SAT Digital Assessments

Order SAT School Day, PSAT/NMSQT and PSAT 10, and PSAT 8/9 Assessments.

[Learn more about the SAT Suite of Assessments](#)

Order Fall SAT School Day Paper Tests

Order New Digital Tests

Ordered Tests

ORDER REGISTRATION INVOICE

No Tests Ordered
(Ordered test information will appear here.)

Fall SAT School Day Paper Tests will follow a different ordering process.

Schools must complete the ordering process for Fall SAT School Day paper tests.

Ordering Dashboard

Plan and Calculate Your Order

Please use this calculator to plan out the tests that you need to order. Once you have added all quantities needed, please proceed to the next step to complete the ordering process.

PLEASE NOTE: Any work done here will not be saved until you complete the order. If you use this tool to calculate your needs and then return at a later date to complete your order, you will need to re-enter any info below.

TESTS	DISTRICT/STATE ORDER	SCHOOL ORDER	SCHOOL ESTIMATED COST
SAT School Day			
FALL (paper testing)	0	108	\$5,184.00
SPRING	0	<input type="text" value="0"/>	—
PSAT/NMSQT (Fall only)			
FALL - 11th grade	0	<input type="text" value="0"/>	—
FALL - All other grades		<input type="text" value="0"/>	—
PSAT 10 (Spring only)			
SPRING	0	<input type="text" value="0"/>	—
PSAT 8/9			

Pricing Calculator

- Users can enter test quantities for each administration they need.
- The pricing calculator will calculate the estimated price
 - Invoice will be calculated using final test registrations
- Users can view the estimated subtotal, adjustments applied, and a final estimated total

Your adjustments are based on factors like which tests are ordered and where your school is located. [Find more information here.](#)

Your cost will be finalized based on how many students are registered. [Find more information here.](#)

Plan and Calculate Your Order

[District] Please use this calculator to plan out the tests that you need to order. Once you have added all quantities needed, please proceed to the next step to complete the ordering process.

PLEASE NOTE: Any work done here will not be saved until you complete the order. If you use this tool to calculate your needs and then return at a later date to complete your order, you will need to re-enter any info below.

TESTS	SCHOOL ORDER	DISTRICT/STATE ORDER	DISTRICT ESTIMATED COST
SAT School Day			
FALL (paper testing)	0	<input type="text" value="0"/>	—
SPRING	0	<input type="text" value="0"/>	—
PSAT/NMSQT (Fall only)			
FALL - 11th grade	0	<input type="text" value="0"/>	—
FALL - All other grades	0	<input type="text" value="0"/>	—
PSAT 10 (Spring only)			
SPRING	0	<input type="text" value="0"/>	—
PSAT 8/9			
FALL	0	<input type="text" value="0"/>	—
SPRING	0	<input type="text" value="0"/>	—
Totals			
ESTIMATED SUBTOTAL			\$0.00
ADJUSTMENTS		What is this adjustment?	\$0.00
ESTIMATED TOTAL		Why is this estimated?	\$0.00



SSOR Registration Key Highlights

- Registration will open at the end of August
- Staff uploading registration files need to be assigned the **SAT Suite Data Coordinator** role
- Staff reviewing and validating registration data need to be assigned the **SAT Suite Registration** role
- All students that will test must be registered
- Accommodations are matched to registration data to configure Bluebook
- Registrations can be canceled until days before testing begins
- Registrations can be added after testing begins

Digital Readiness Check

Purpose of the Digital Readiness Check:

- ✓ Ensure devices being used for testing meet technical requirements
- ✓ Ensure Bluebook is installed correctly
- ✓ Complete Exam Set-Up process
 - ✓ Review of test taker rules
 - ✓ Includes providing optional test taker information
 - ✓ Opt-in to BigFuture School and Connections
- ✓ Complete Test Preview
 - ✓ Explore universal tools
 - ✓ Answer sample questions



BigFuture School

New Digital Format, A Changing Landscape

1

Putting Privacy First

With the transition to digital testing and the changing student data privacy landscape, beginning in fall 2023 students who test during the school day will have a new way to make the most of score release – without sharing personal information.

2


The Power of Score Release

We will release a mobile app that builds on the powerful moment to provide students with personalized and relevant information about colleges, careers, and scholarships.

3

Connecting Students to Opportunity

This app will build on the known positive impact of Search to create productive connections between students and colleges, while enabling students to have control over their data being shared with colleges.



When they test, students can choose to provide a mobile number that will **only** be used to text them information to access BigFuture School and when scores are available in the app.

Images are illustrative and not final

Introducing the BigFuture School Mobile App

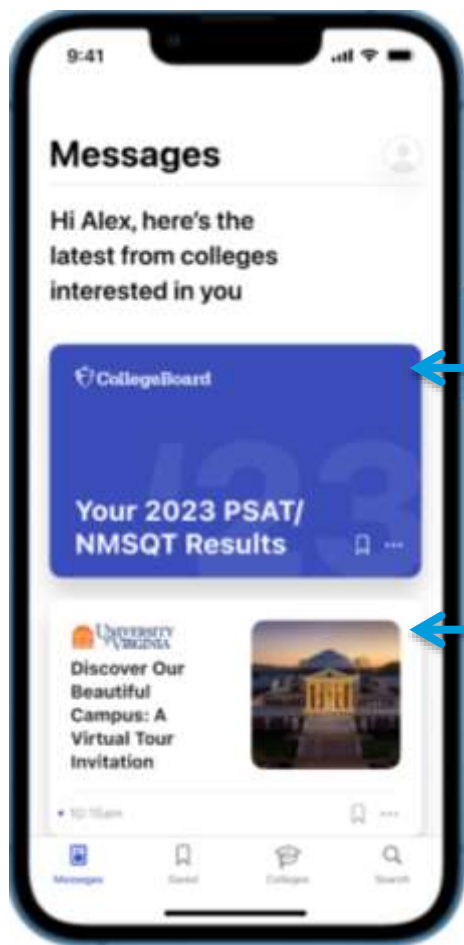
The power to plan – in the palm of students' hands

- Direct access to digital PSAT/NMSQT, PSAT10 and SAT School Day scores.
- Customized career guidance and information about planning and paying for college.
- Connections™—a feature exclusively for school day test takers that allows them to hear from nonprofit colleges and scholarship programs that may be a good match – without sharing personal information.

In early 2024, educators will receive aggregate information and insights about student engagement with the app and its features.

Connections Feature

Giving students control over the planning process



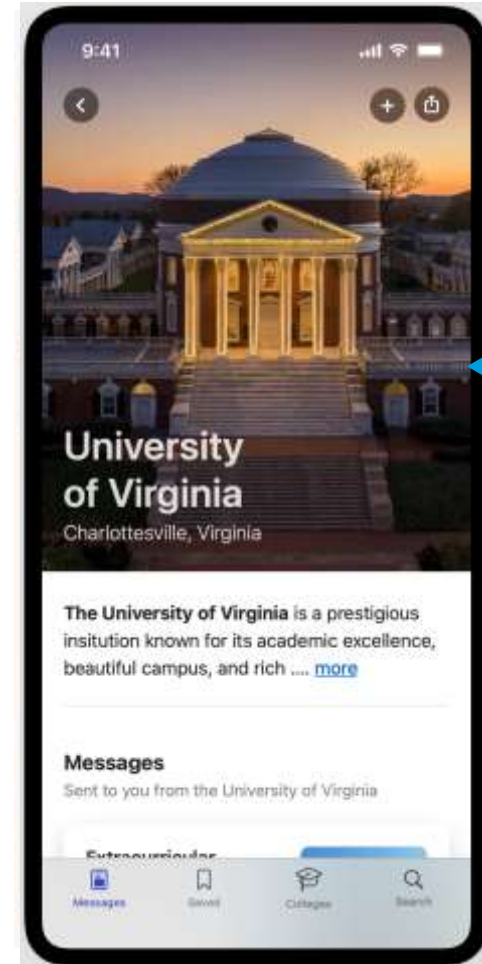
Score alert

College message view



Detailed message view

Navigation icons



College profile card

More Ways to View Scores

Students who don't opt in to BigFuture School or who don't have a mobile phone can still access their scores and planning information. Students who take the SAT on the weekend will continue to receive their scores through their College Board account.



Get Score Reports

Schools will continue to receive PDF score reports for all assessments they administer, which they can share with students. The information on the reports will be similar to the information in the app.



Use a College Board Account

As always, students can log in to their personal College Board accounts at studentscores.collegeboard.org to get additional insights about their scores and explore BigFuture.

Using BigFuture School and BigFuture

Separate, but complementary, resources to help students plan



Start with BigFuture School

Quickly and directly access scores, planning information, and messages from colleges.

Go deeper on BigFuture.org

Go online for additional resources including a career quiz, college search tool, and more.

Digital SAT Practice

Digital SAT Suite - Student Practice and Preparation



Test Preview

Untimed preview to review navigation, tools, and content layout

Full Length Practice Exams

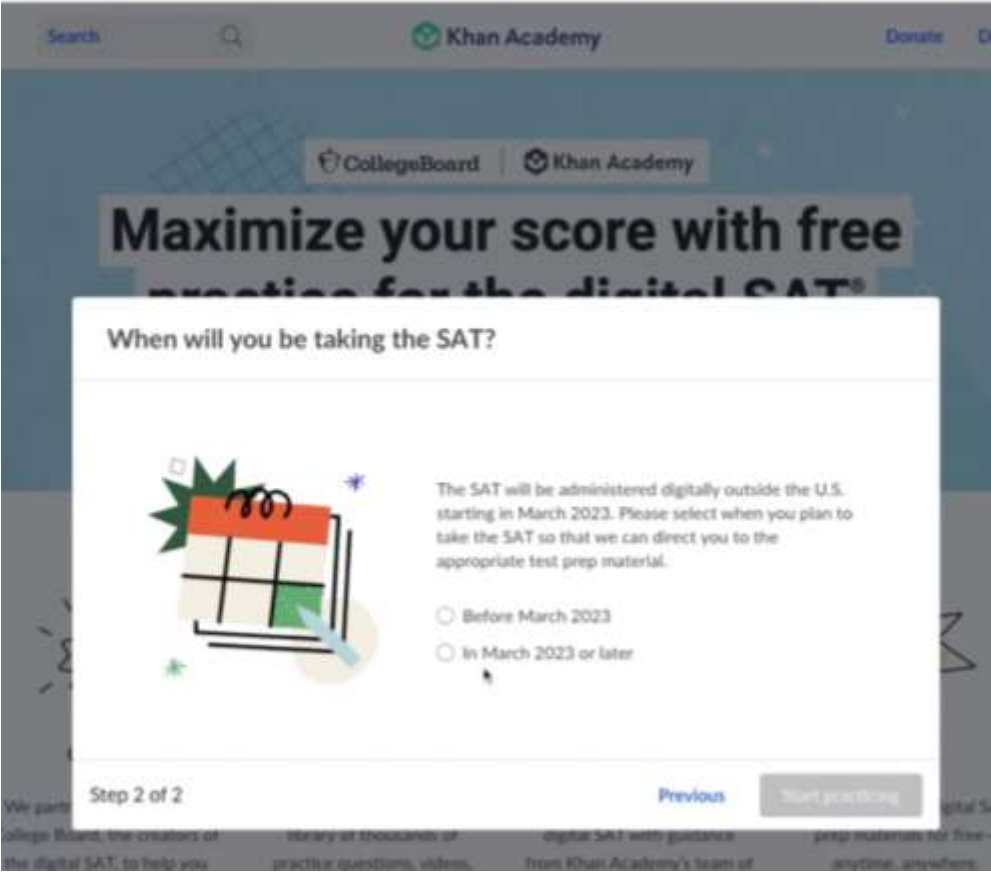
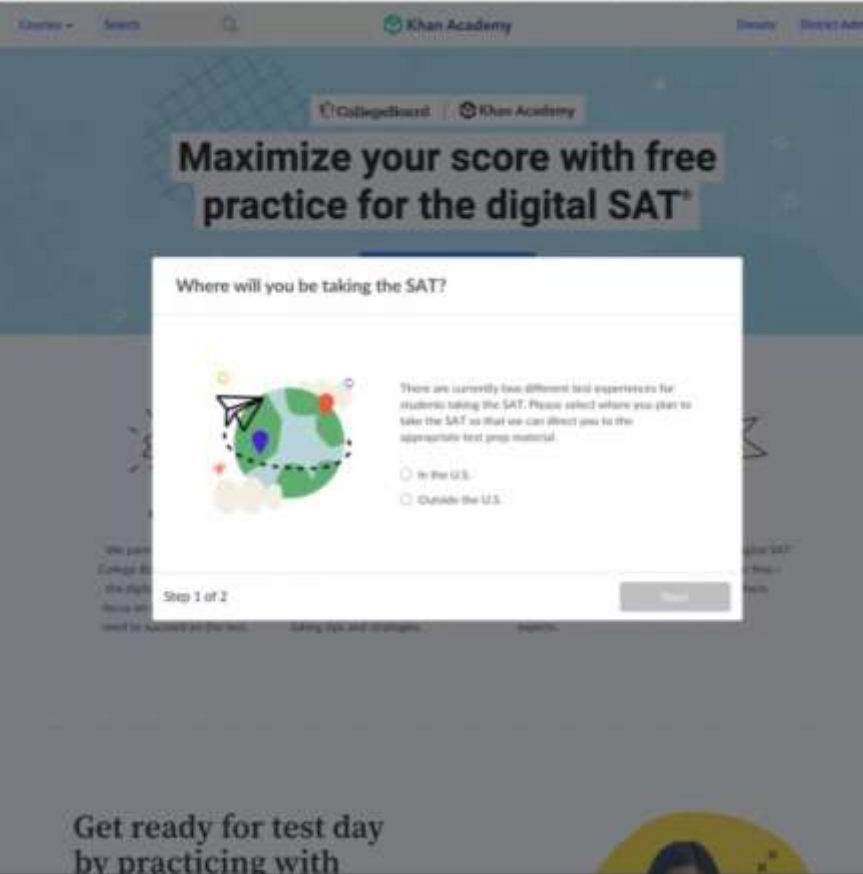
Digital and Linear Formats

Digital SAT Prep Course

Videos, articles, and worked examples of digital SAT content

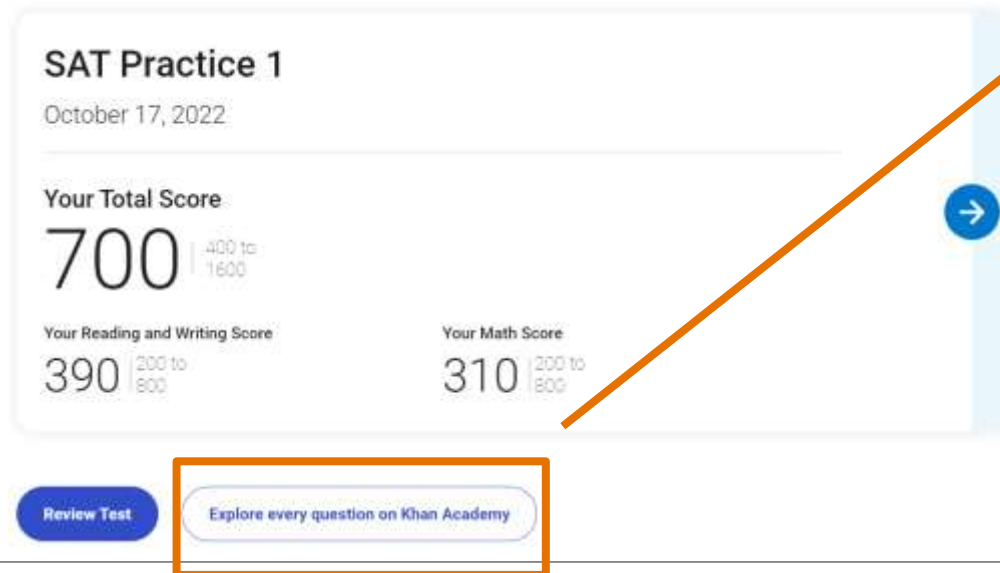
<https://satsuite.collegeboard.org/digital/digital-practice-preparation>

Official Digital SAT Test Prep on Khan Academy®



Connecting Students Practice Test to Khan Academy's Instructional Resources

Deeper connection to Khan Academy's instructional resources by linking students to Khan Academy's Practice Test review experience **tailored** to the version of the full-length practice test they took – no account linking required!



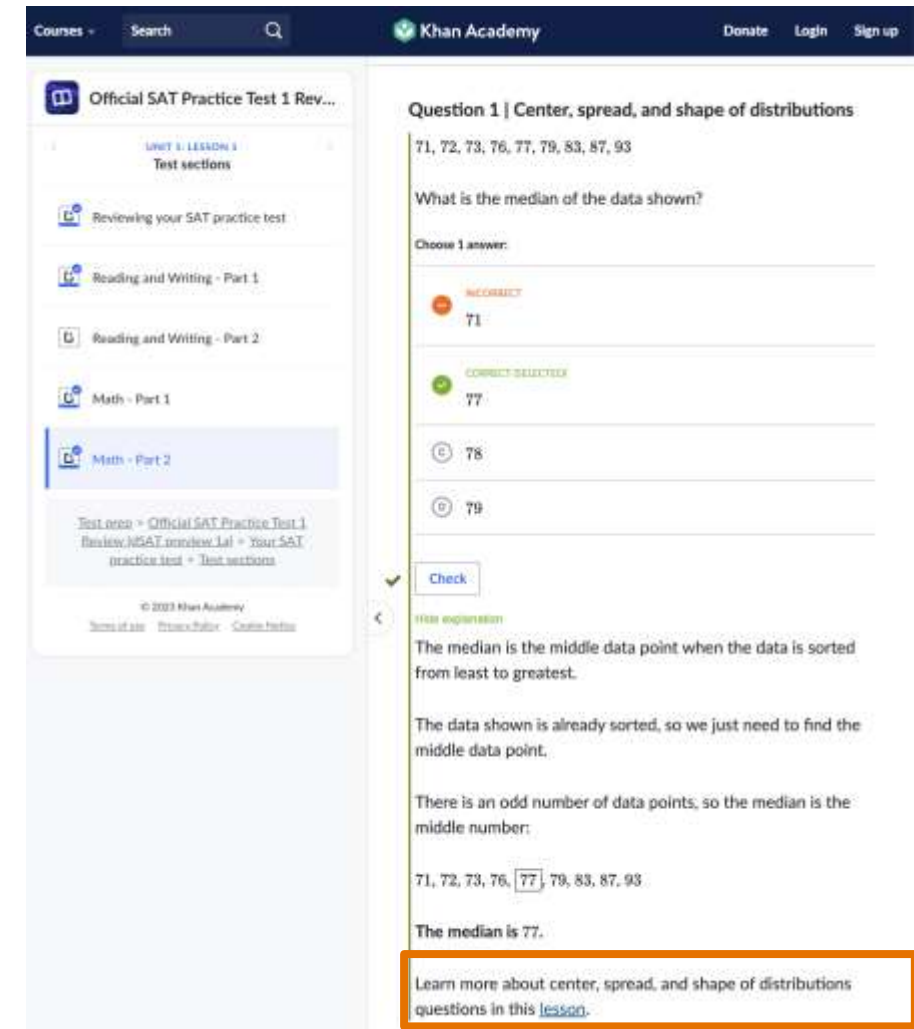
SAT Practice 1
October 17, 2022

Your Total Score
700 (400 to 1600)

Your Reading and Writing Score
390 (200 to 800)

Your Math Score
310 (200 to 800)

[Review Test](#) [Explore every question on Khan Academy](#)



Official SAT Practice Test 1 Rev...

UNIT 3 | LESSON 1
Test sections

- Reviewing your SAT practice test
- Reading and Writing - Part 1
- Reading and Writing - Part 2
- Math - Part 1
- Math - Part 2**

Test prep • Official SAT Practice Test 1 Review • SAT review 1st • Your SAT practice test • Test sections

© 2023 Khan Academy
[Terms of use](#) [Privacy Policy](#) [Contact Us](#)

Question 1 | Center, spread, and shape of distributions

71, 72, 73, 76, 77, 79, 83, 87, 93

What is the median of the data shown?

Choose 1 answer:

- INCORRECT**
71
- CORRECT SELECTED**
77
- 78
- 79

[Check](#)

THIS EXPLANATION

The median is the middle data point when the data is sorted from least to greatest.

The data shown is already sorted, so we just need to find the middle data point.

There is an odd number of data points, so the median is the middle number:

71, 72, 73, 76, **77**, 78, 83, 87, 93

The median is 77.

[Learn more about center, spread, and shape of distributions questions in this lesson.](#)

Practice Tests on Bluebook

- ✓ Currently available
- ✓ Practice experience is the same as actual test experience
- ✓ No time lost for exiting and coming back
- ✓ Retake as many times as you want
- ✓ Practice Test Question Review and Scores in MySAT

You're All Finished!



Congratulations on completing a full-length SAT practice test. Your scores will be available shortly on **My SAT**.


[View Your Score](#)



Practice Timeline

Spring 2023

Digital PSAT practice
launch and Mastery
Enabled Khan courses



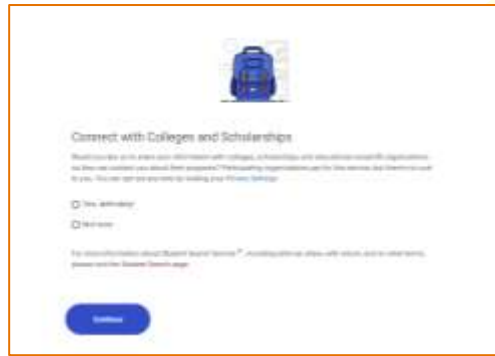
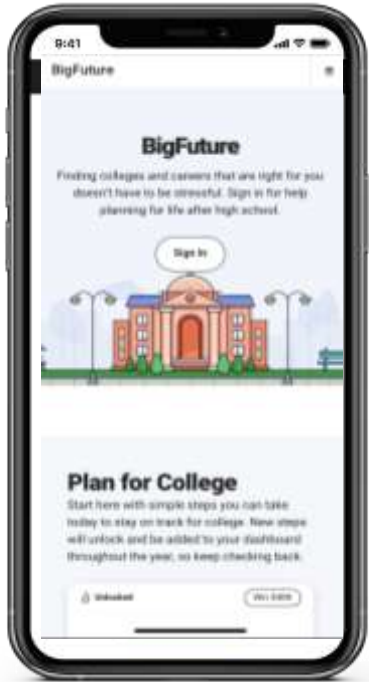
Summer 2023

Digital SAT Question
Bank,
Khan PSAT Practice
Test review,
P89 Full-length
Practice Test

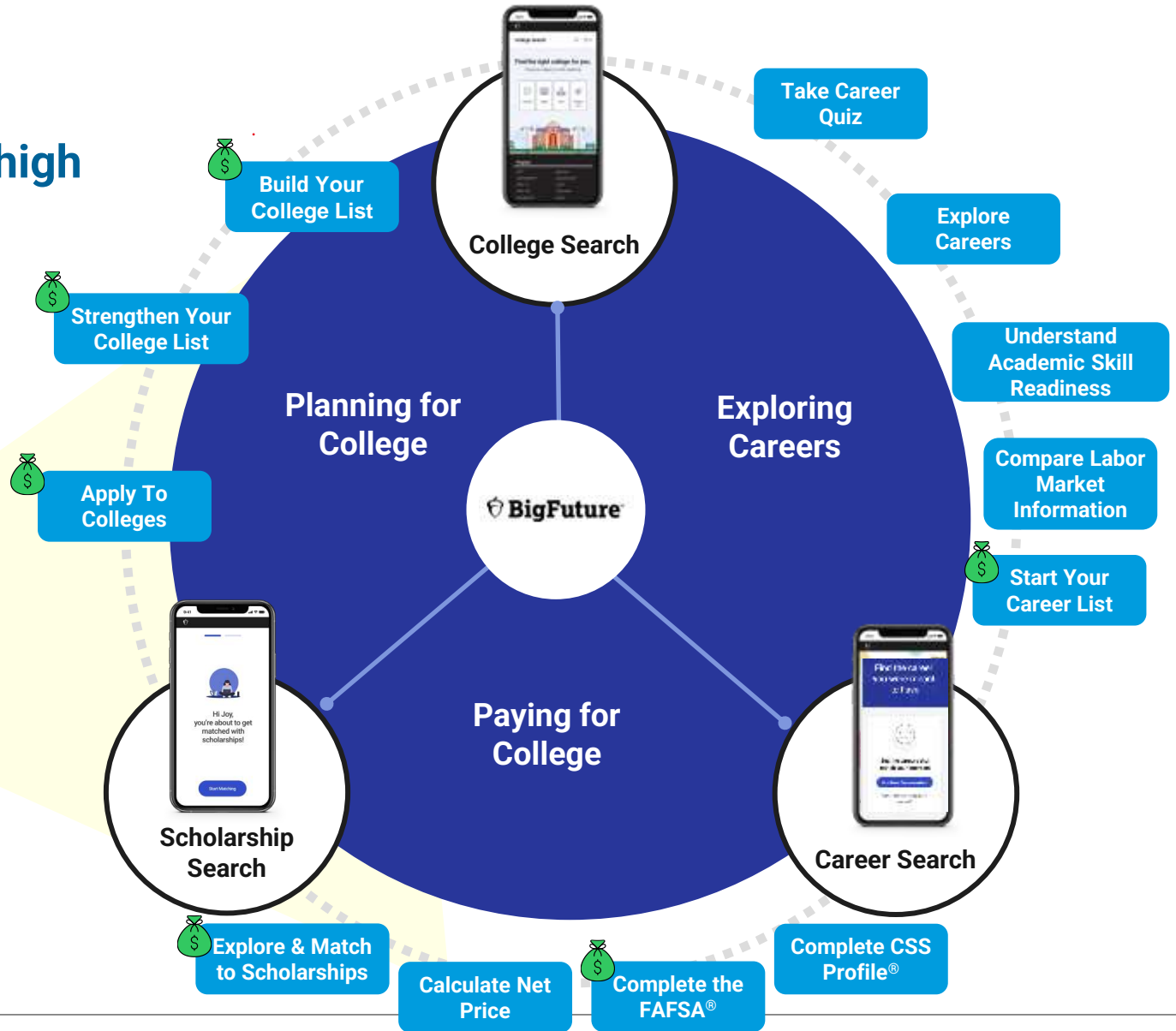
BigFuture

BigFuture

Free online planning guide to help all students take the right first step after high school



Student Search:
BigFuture users can join Student Search to be seen by colleges.



For Classes of 2024 and 2025: Completing Steps on the BigFuture Dashboard Qualifies Students for \$500 and \$40,000 Scholarships

The more steps students take and the earlier they begin, the more chances they have to earn scholarships

Start Your Career List

By end of February in senior year

Explore careers that match your interests.

Build Your College List

By June 30 in junior year

Find two or four-year colleges that interest you.

Start Your Scholarship List

By end of February in senior year

Find other scholarships to help you pay for college.

Strengthen Your College List

By October 31 in senior year

Make sure your college list has a mix of reach, match, and safety schools.

Complete the FAFSA

By end of February in senior year

Fill out the free government form to apply for financial aid.

Apply to Colleges

By end of February in senior year

Apply to the schools you want to attend.



“The scholarship I received is life-changing. This allow me to choose the college of my choice with financial support.”
- Will from Illinois, Class of 2023 Winner

BigFuture Scholarships: \$40,000 Scholarships and Hundreds of \$500 Scholarships Every Month to Students Who Use BigFuture



May 2022: Will from Illinois



June 2022: Adriana from New Jersey



July 2022: Abigail from Indiana



August 2022: Carrington from Texas



September 2022: Antonio from Connecticut



November 2022: Jose from Rhode Island

BigFuture Scholarships: Five Things You Need to Know

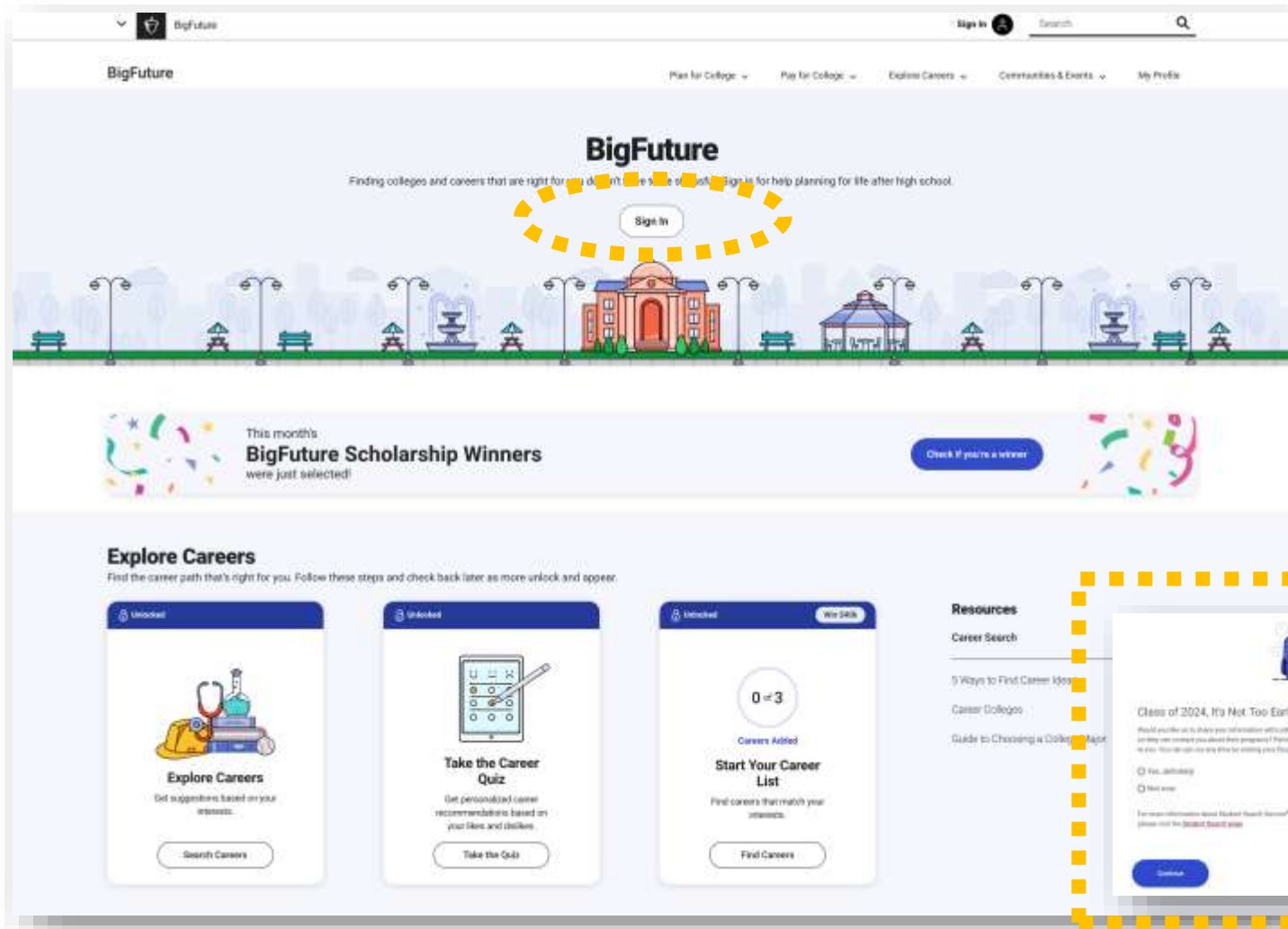
1. Sophomores, juniors, and seniors can now qualify for BigFuture Scholarships
2. Start Your Career List rewards students for saving three or more careers on BigFuture
3. Every month, BigFuture will continue to award two \$40,000 awards and hundreds of \$500 awards
4. Every step completed earns students one entry in \$40,000 and one entry in \$500 drawings
5. The more steps completed and the earlier students start, the more chances they have at earning scholarships



“To me and my family, it means an opportunity to not only be the first generation to go to a university, but to also meet others from different backgrounds and more.”

Veronica from Miami Arts Charter School
Miami, Florida
Scholarship Winner, Build Your College List,
Class of 2023

Just One Step for Students: Visit bigfuture.org and sign in



BigFuture will guide students to...

- Join Search to connect with colleges
- Start their career list
- Build their college list
- Qualify for \$500 and \$40,000 awards
- And more...

Preparing for the Spring 2024 New Hampshire SAT School Day with Essay

Preparing for Spring 2024

- In September, we will share a full milestones and timeline document
- We will offer a full array of training opportunities:
 - Test Coordinators
 - Tech Coordinators
 - SSD Coordinators
- We will provide resources to support:
 - Planning for testing
 - Technical preparedness
 - Requesting accommodations
 - Administering the test to all students

Resources



More for Education Professionals



Learn more about the digital SAT at sat.org/digital

Opportunities for engagement include:

- ✓ Q&A sessions
- ✓ Webinars, conferences, and workshops
- ✓ Focus groups and small group virtual discussions

A Centralized Resource for Communication Materials

In the resource center, you'll find ready-to-use and customizable resources including PowerPoints, flyers, videos, and more.

Visit: satsuite.org/school-resources

The screenshot shows the top navigation bar of the SAT Suite of Assessments website, including links for Home, Digital, SAT, PSAT/NMSQT, PSAT 8/9, PSAT 8/9 and PSAT/NMSQT, and For K-12 Educators. Below the navigation is a blue header for the "School and District Resource Center". The main content area features an introductory paragraph: "We've put together this collection of resources to help you and your staff as you prepare for and communicate with students and caregivers about the digital SAT Suite of Assessments. Below you'll find ready-to-use and customizable resources including PowerPoints, handouts, videos, and more. More resources will be added, so check back periodically." Below this, there is a section titled "For Students" with the text "Use these resources to help students know what to expect and what's in it for them." This section contains three resource cards: two video cards titled "What to expect with the digital PSAT 8/9" and "What to expect with the digital PSAT/NMSQT", and one download card titled "Printable Student Posters".

This section displays two main categories of resources. The "For Parents and Caregivers" section includes the text "Use these resources at back to school night or anytime you want to communicate with families about the benefits for their children." and three download cards: "Principal to Parent Email Templates", "Website Copy Templates", and "Flyers". The "For Staff" section includes the text "Use these resources to talk to your school staff about the digital Suite." and two download cards: "PSAT 8/9 and PSAT/NMSQT Flyers" and "BigFuture School Flyer".