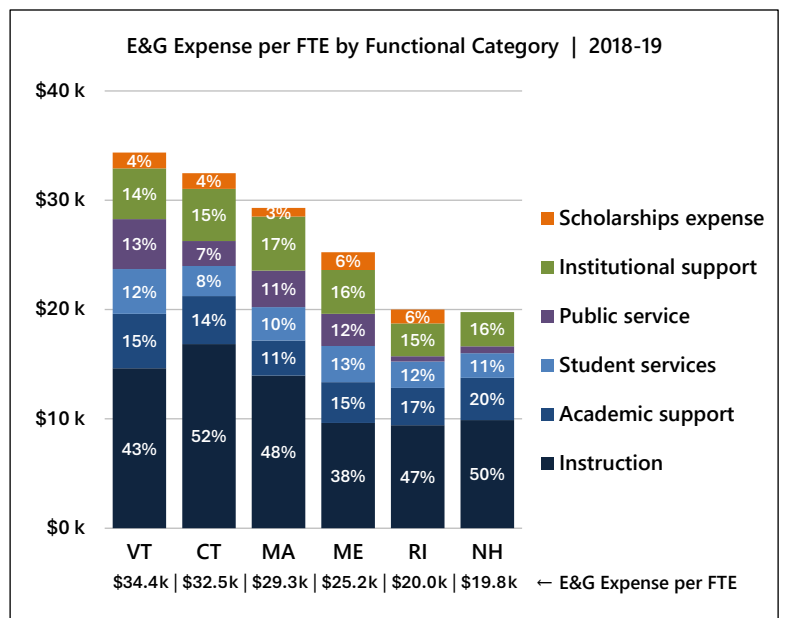
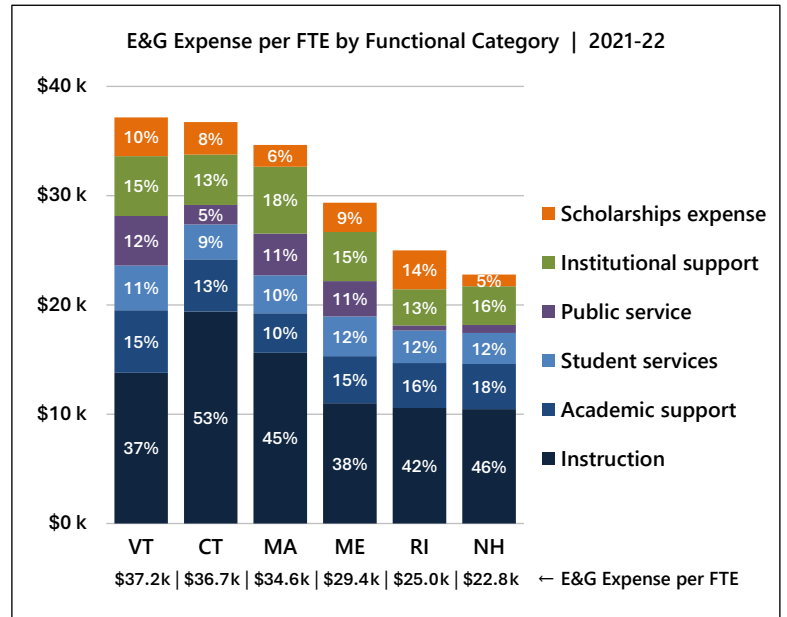
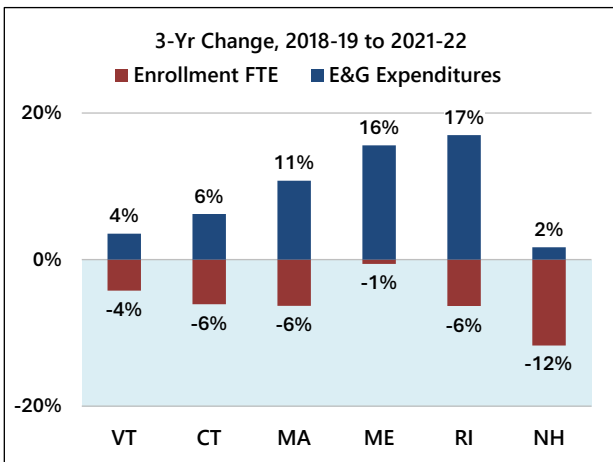
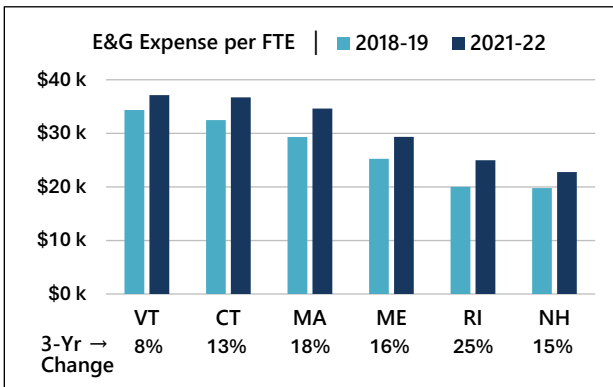


Education & General Expense per FTE USNH and New England Public 4-Year Postsecondary Sector by State 2018-19 and 2021-22

| | 2021-22 E&G Expense | | |
|----|---------------------|---------------|--|
| | per FTE | per Credit Hr | |
| VT | \$37,158 | \$1,269 | Reflects public 4-year degree-granting sector, primarily baccalaureate and above, by state. NH = USNH |
| CT | \$36,730 | \$1,266 | |
| MA | \$34,643 | \$1,198 | |
| ME | \$29,351 | \$1,003 | |
| RI | \$24,991 | \$855 | |
| NH | \$22,782 | \$777 | |



- Public 4-year sector E&G expense per FTE in CT, MA, and VT is higher than in the other New England states due to the higher expense to offer medical programs.
- USNH had the lowest E&G expense per FTE / per credit hour pre- and post-COVID, compared to other New England states.
- Instruction and academic support expense combined made up more than 50% of E&G expense in both years for all states. In 2021-22, the combined share ranged from 52% for ME to 66% for CT (USNH 64%).
- In 2021-22, UConn and UMass Amherst reported athletics expense as auxiliaries expense, which is excluded from E&G. All other institutions participating in intercollegiate athletics reported the expense as student services expense, which is included in E&G. (UNH allocates athletics expense as student services beginning 2020-21; previously allocated as auxiliaries.)
- Prior to COVID, USNH historically had zero scholarships/fellowships expense. USNH institutions began realizing expense in this category in 2019-20. (This expense is the portion of scholarships and fellowships that exceeds the amount applied to institutional charges, such as tuition and fees or food and housing, and is paid to the student.)
- With the greatest enrollment FTE loss in New England, USNH most effectively controlled E&G expenditures outright with a 2% increase over the period. VT and CT expenditures grew by 4% and 6% respectively, and the remaining states increased by double-digits.
- All states except VT (at 8%) had double-digit increases in E&G expense on a per-FTE basis, ranging from 13% for CT to 25% for RI (USNH 15%).