



New Hampshire Public Schools

AP[®] Success by District: Class of 2022

Percentage of 12th-graders who scored 3 or higher on an AP Exam in high school:

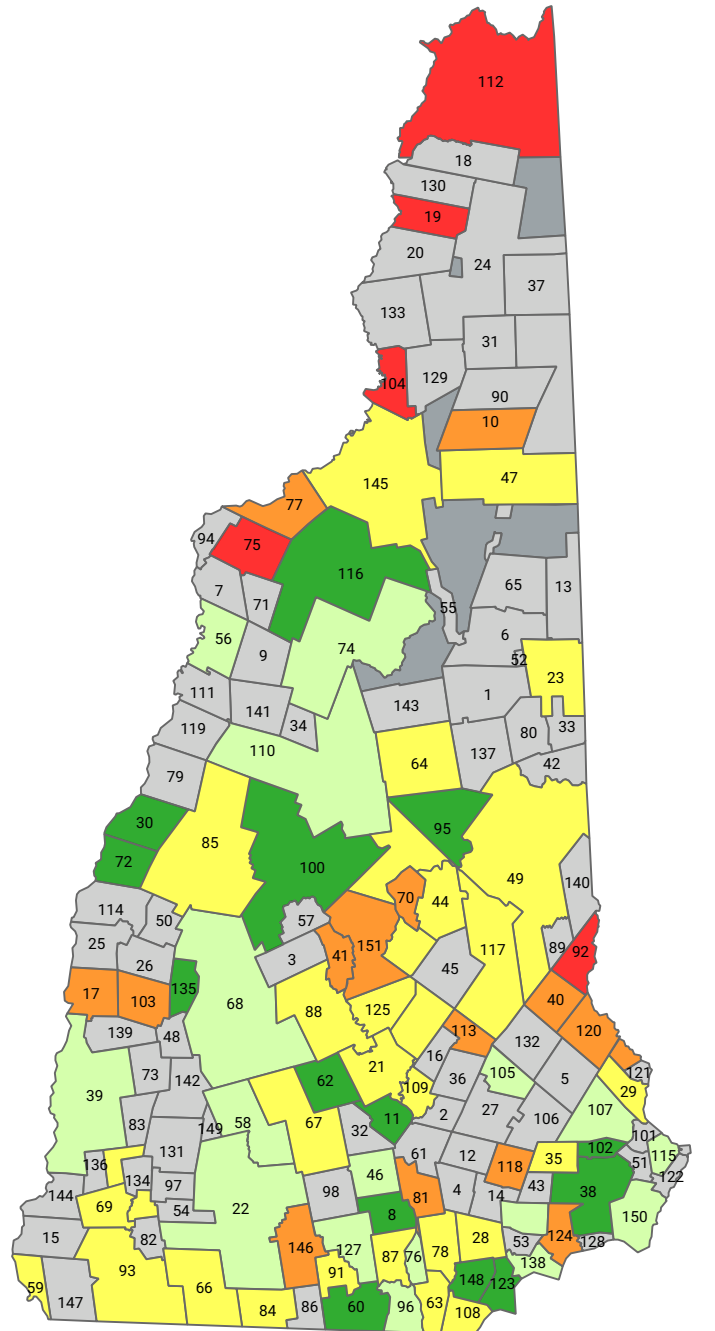
- Less than 1%
- 1%-9%
- 10%-19%
- 20%-29%
- 30% or greater
- No 12th-grade enrollment data
- School district not defined

Notes:

The most recent enrollment data available were for the 2021-22 school year. A degree of caution should be exercised when reviewing performance estimates, as data may not reflect district enrollments for the 2021-22 school year. AP cohort data represent public school students from a given graduating class who scored 3 or higher on an AP Exam during high school. Charter Schools in New Hampshire are not included in these data

Sources:

2021-22 NCES 12th-grade district enrollment, 2022 College Board AP Cohort Data, and 2021 US Census Bureau Cartographic Boundary School District Shapefiles.





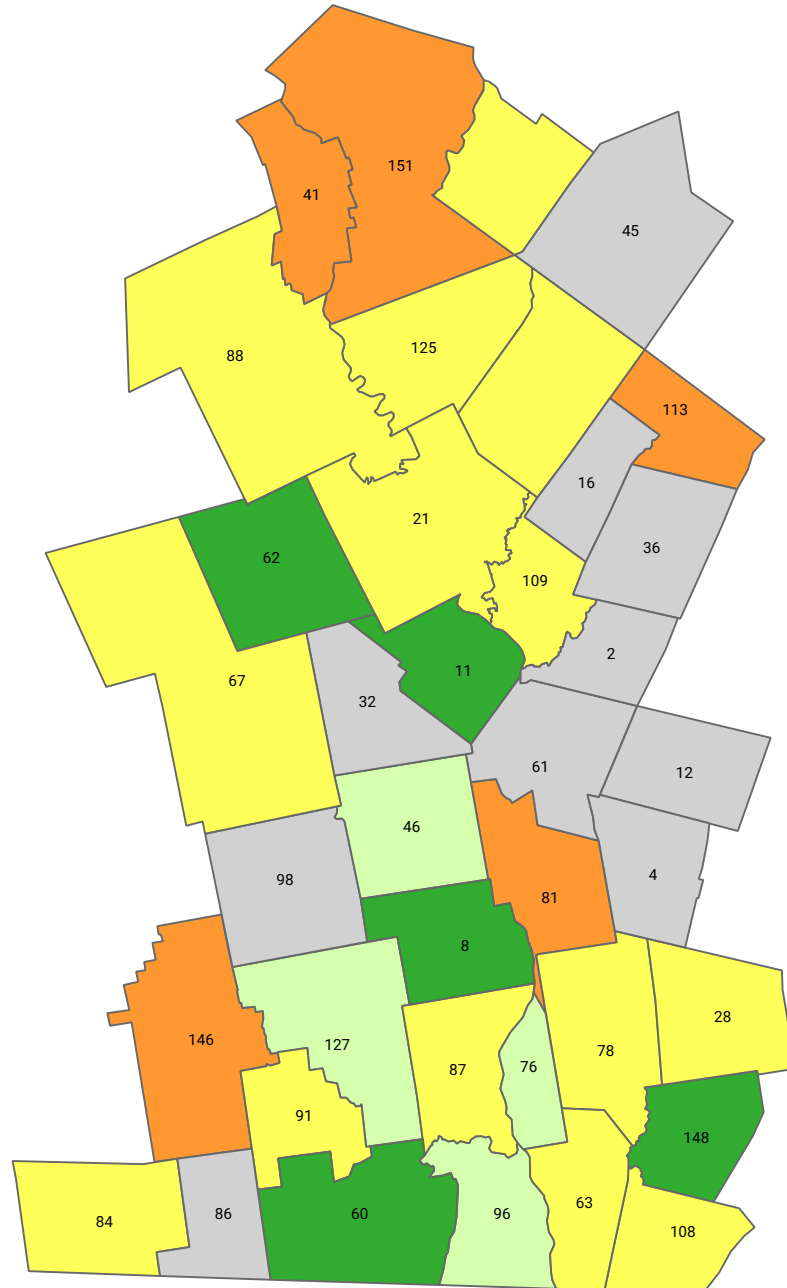
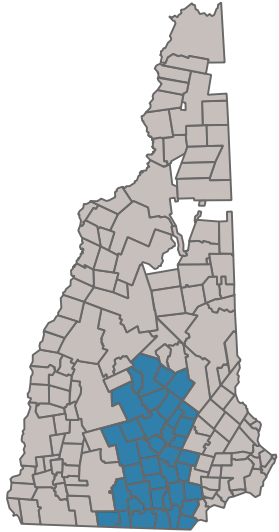
New Hampshire Public Schools

AP® Success by District: Class of 2022

Inset A

Percentage of 12th-graders who scored 3 or higher on an AP Exam in high school:

- Less than 1%
- 1%-9%
- 10%-19%
- 20%-29%
- 30% or greater
- No 12th-grade enrollment data
- School district not defined



Notes:

The most recent enrollment data available were for the 2021-22 school year. A degree of caution should be exercised when reviewing performance estimates, as data may not reflect district enrollments for the 2021-22 school year. AP cohort data represent public school students from a given graduating class who scored 3 or higher on an AP Exam during high school.

Sources:

2021-22 NCES 12th-grade district enrollment, 2022 College Board AP Cohort Data, and 2021 US Census Bureau Cartographic Boundary School District Shapefiles.



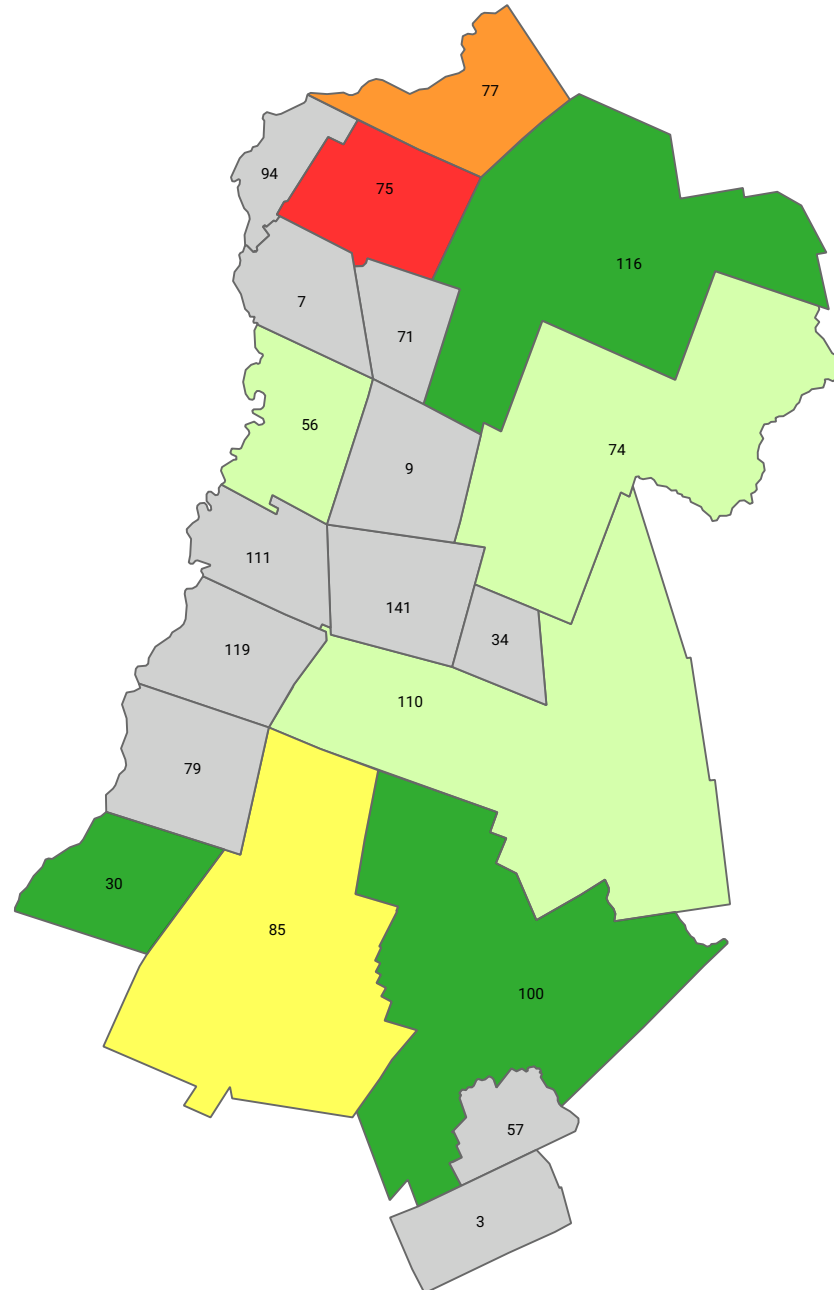
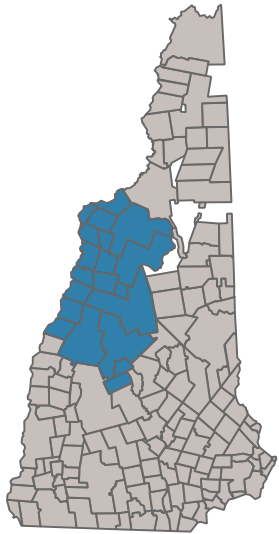
New Hampshire Public Schools

AP® Success by District: Class of 2022

Inset B

Percentage of 12th-graders who scored 3 or higher on an AP Exam in high school:

- Less than 1%
- 1%-9%
- 10%-19%
- 20%-29%
- 30% or greater
- No 12th-grade enrollment data
- School district not defined



Notes:

The most recent enrollment data available were for the 2021-22 school year. A degree of caution should be exercised when reviewing performance estimates, as data may not reflect district enrollments for the 2021-22 school year. AP cohort data represent public school students from a given graduating class who scored 3 or higher on an AP Exam during high school.

Sources:

2021-22 NCES 12th-grade district enrollment, 2022 College Board AP Cohort Data, and 2021 US Census Bureau Cartographic Boundary School District Shapefiles.



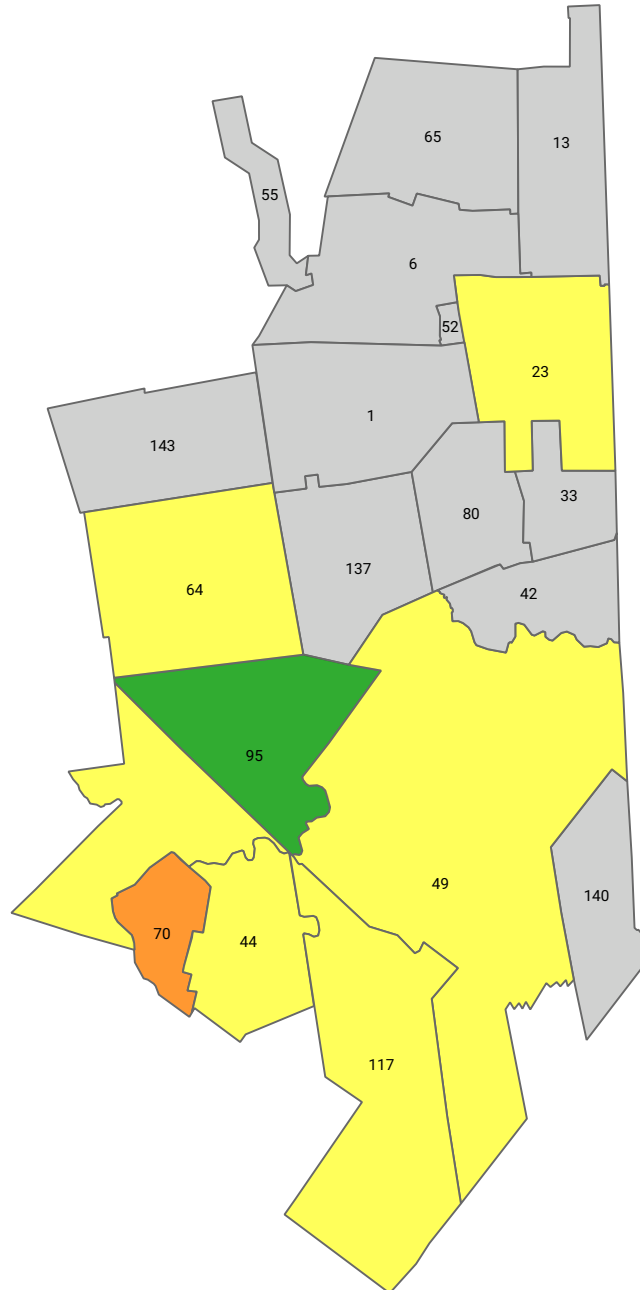
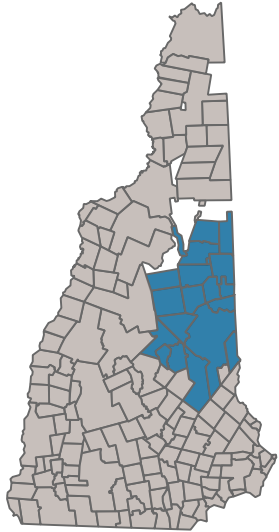
New Hampshire Public Schools

AP® Success by District: Class of 2022

Inset C

Percentage of 12th-graders who scored 3 or higher on an AP Exam in high school:

- Less than 1%
- 1%-9%
- 10%-19%
- 20%-29%
- 30% or greater
- No 12th-grade enrollment data
- School district not defined



Notes:

The most recent enrollment data available were for the 2021-22 school year. A degree of caution should be exercised when reviewing performance estimates, as data may not reflect district enrollments for the 2021-22 school year. AP cohort data represent public school students from a given graduating class who scored 3 or higher on an AP Exam during high school.

Sources:

2021-22 NCES 12th-grade district enrollment, 2022 College Board AP Cohort Data, and 2021 US Census Bureau Cartographic Boundary School District Shapefiles.



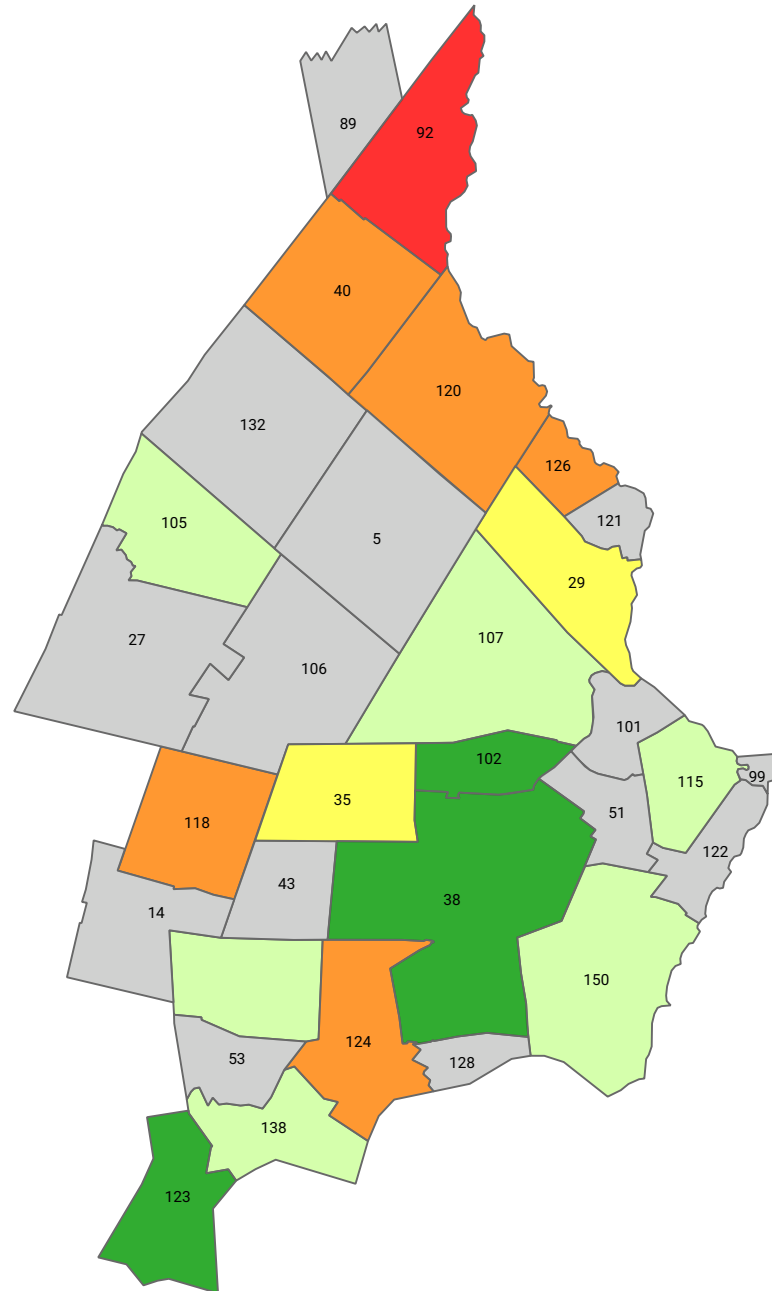
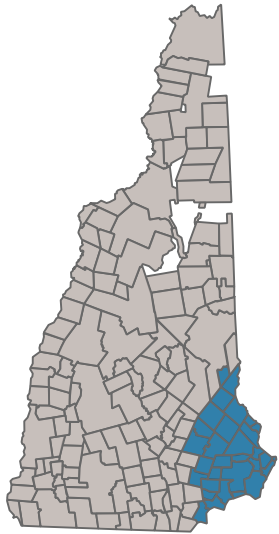
New Hampshire Public Schools

AP® Success by District: Class of 2022

Inset D

Percentage of 12th-graders who scored 3 or higher on an AP Exam in high school:

- Less than 1%
- 1%-9%
- 10%-19%
- 20%-29%
- 30% or greater
- No 12th-grade enrollment data
- School district not defined



Notes:

The most recent enrollment data available were for the 2021-22 school year. A degree of caution should be exercised when reviewing performance estimates, as data may not reflect district enrollments for the 2021-22 school year. AP cohort data represent public school students from a given graduating class who scored 3 or higher on an AP Exam during high school.

Sources:

2021-22 NCES 12th-grade district enrollment, 2022 College Board AP Cohort Data, and 2021 US Census Bureau Cartographic Boundary School District Shapefiles.



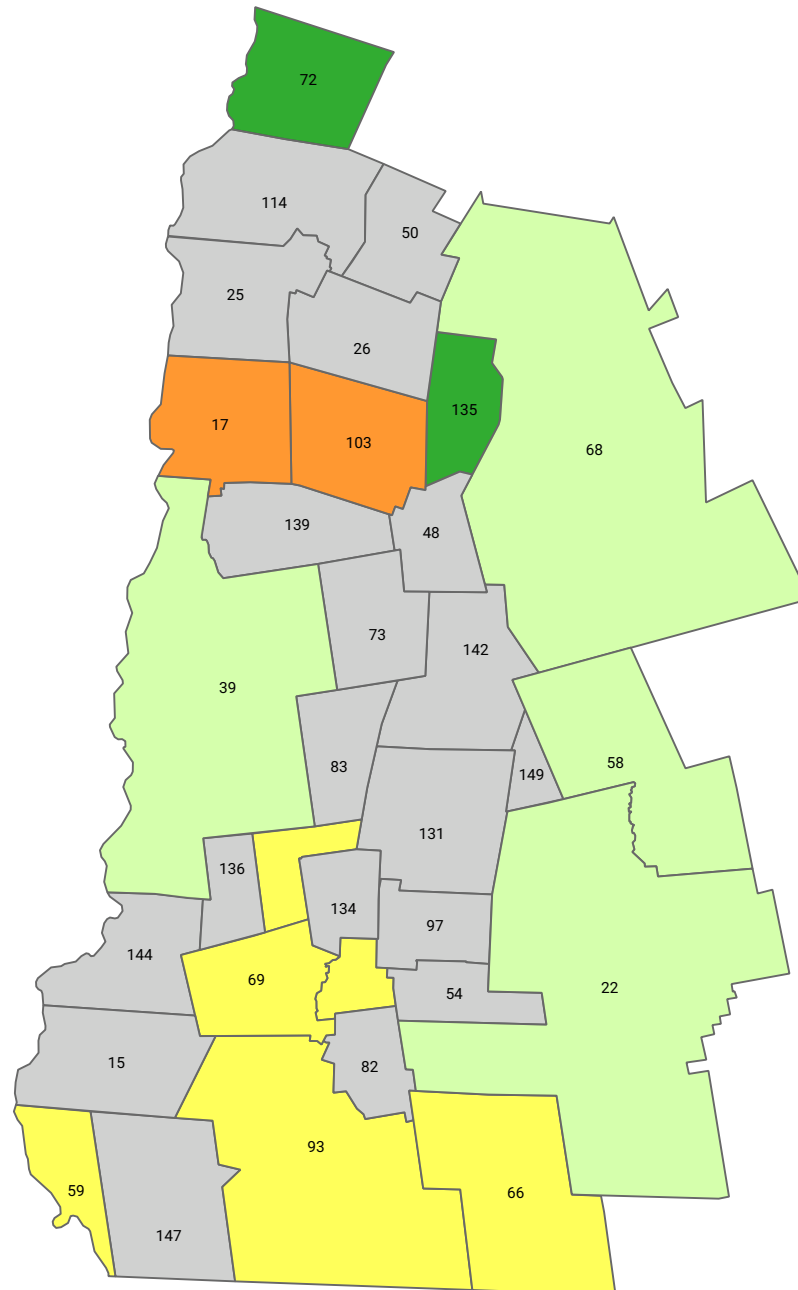
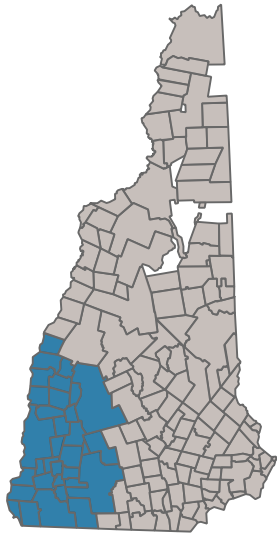
New Hampshire Public Schools

AP® Success by District: Class of 2022

Inset E

Percentage of 12th-graders who scored 3 or higher on an AP Exam in high school:

- Less than 1%
- 1%-9%
- 10%-19%
- 20%-29%
- 30% or greater
- No 12th-grade enrollment data
- School district not defined



Notes:

The most recent enrollment data available were for the 2021-22 school year. A degree of caution should be exercised when reviewing performance estimates, as data may not reflect district enrollments for the 2021-22 school year. AP cohort data represent public school students from a given graduating class who scored 3 or higher on an AP Exam during high school.

Sources:

2021-22 NCES 12th-grade district enrollment, 2022 College Board AP Cohort Data, and 2021 US Census Bureau Cartographic Boundary School District Shapefiles.



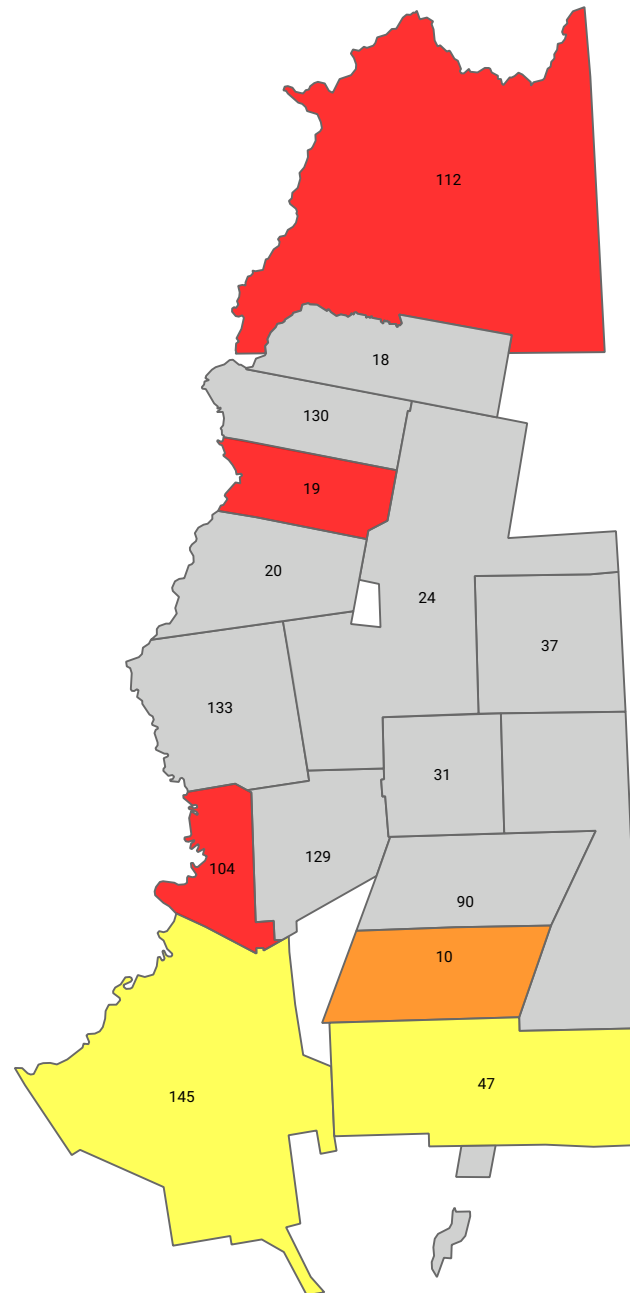
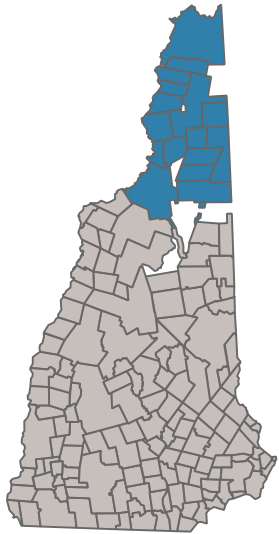
New Hampshire Public Schools

AP® Success by District: Class of 2022

Inset F

Percentage of 12th-graders who scored 3 or higher on an AP Exam in high school:

- Less than 1%
- 1%-9%
- 10%-19%
- 20%-29%
- 30% or greater
- No 12th-grade enrollment data
- School district not defined



Notes:

The most recent enrollment data available were for the 2021-22 school year. A degree of caution should be exercised when reviewing performance estimates, as data may not reflect district enrollments for the 2021-22 school year. AP cohort data represent public school students from a given graduating class who scored 3 or higher on an AP Exam during high school.

Sources:

2021-22 NCES 12th-grade district enrollment, 2022 College Board AP Cohort Data, and 2021 US Census Bureau Cartographic Boundary School District Shapefiles.

Index - New Hampshire Public Schools

Index	District	NCESID
1	Albany School District	3301350
2	Allenstown School District	3301380
3	Andover School District	3301500
4	Auburn School District	3301590
5	Barrington School District	3301650
6	Bartlett School District	3301680
7	Bath School District	3301710
8	Bedford School District	3301740
9	Benton School District	3301830
10	Berlin School District	3301860
11	Bow School District	3301950
12	Candia School District	3302130
13	Chatham School District	3302200
14	Chester School District	3302250
15	Chesterfield School District	3302280
16	Chichester School District	3302310
17	Claremont School District	3302340
18	Clarksville School District	3302370
19	Colebrook School District	3302400
20	Columbia School District	3302430
21	Concord School District	3302460
22	Contoocook Valley School District	3302480
23	Conway School District	3302490
24	Coos County School District	3302510
25	Cornish School District	3302520
26	Croydon School District	3302550
27	Deerfield School District	3302580
28	Derry School District	3302610
29	Dover School District	3302640
30	Dresden School District	3302670
31	Dummer School District	3302730
32	Dunbarton School District	3302760
33	Eaton School District	3302850
34	Ellsworth School District	3302870
35	Epping School District	3302880
36	Epsom School District	3302910

Index - New Hampshire Public Schools

Index	District	NCESID
37	Errol School District	3302940
38	Exeter Regional Cooperative School District	3300017
39	Fall Mountain Regional School District	3302990
40	Farmington School District	3303000
41	Franklin School District	3303090
42	Freedom School District	3303120
43	Fremont School District	3303150
44	Gilford School District	3303180
45	Gilmanton School District	3303210
46	Goffstown School District	3303240
47	Gorham Randolph Shelburne Cooperative School District	3300035
48	Goshen School District	3303304
49	Governor Wentworth Regional School District	3303330
50	Grantham School District	3303360
51	Greenland School District	3303420
52	Hale's Location School District	3303279
53	Hampstead School District	3303480
54	Harrisville School District	3303630
55	Hart's Location School District	3303640
56	Haverhill Cooperative School District	3303660
57	Hill School District	3303720
58	Hillsboro-Deering Cooperative School District	3303750
59	Hinsdale School District	3303780
60	Hollis-Brookline Cooperative School District	3303850
61	Hooksett School District	3303870
62	Hopkinton School District	3303900
63	Hudson School District	3303930
64	Inter-Lakes School District	3303960
65	Jackson School District	3303990
66	Jaffrey-Rindge Cooperative School District	3304030
67	John Stark Regional School District	3300003
68	Kearsarge Regional School District	3304040
69	Keene School District	3304050
70	Laconia School District	3304140
71	Landaff School District	3304170
72	Lebanon School District	3304230

Index - New Hampshire Public Schools

Index	District	NCESID
73	Lempster School District	3303303
74	Lincoln-Woodstock School District	3304260
75	Lisbon Regional School District	3304290
76	Litchfield School District	3304350
77	Littleton School District	3304380
78	Londonderry School District	3304410
79	Lyme School District	3304500
80	Madison School District	3304560
81	Manchester School District	3304590
82	Marlborough School District	3304620
83	Marlow School District	3304650
84	Mascenic Regional School District	3304670
85	Mascoma Valley Regional School District	3304680
86	Mason School District	3303276
87	Merrimack School District	3304740
88	Merrimack Valley School District	3304760
89	Middleton School District	3304770
90	Milan School District	3304800
91	Milford School District	3304830
92	Milton School District	3300616
93	Monadnock Regional School District	3304890
94	Monroe School District	3304920
95	Moultonborough School District	3304960
96	Nashua School District	3304980
97	Nelson School District	3305010
98	New Boston School District	3305040
99	New Castle School District	3305070
100	Newfound Area School District	3305220
101	Newington School District	3305250
102	Newmarket School District	3305280
103	Newport School District	3305310
104	Northumberland School District	3305400
105	Northwood School District	3305430
106	Nottingham School District	3305460
107	Oyster River Cooperative School District	3305520
108	Pelham School District	3305550

Index - New Hampshire Public Schools

Index	District	NCESID
109	Pembroke School District	3305580
110	Pemi-Baker Regional School District	3399965
111	Piermont School District	3305670
112	Pittsburg School District	3305700
113	Pittsfield School District	3305730
114	Plainfield School District	3305760
115	Portsmouth School District	3305820
116	Profile School District	3305830
117	Prospect Mountain High School Joint Maintenance Agreement District	3300049
118	Raymond School District	3305880
119	Rivendell Interstate School District	3333009
120	Rochester School District	3305940
121	Rollinsford School District	3305970
122	Rye School District	3306030
123	Salem School District	3306060
124	Sanborn Regional School District	3306080
125	Shaker Regional School District	3306180
126	Somersworth School District	3306240
127	Souhegan Cooperative School District	3306260
128	South Hampton School District	3306270
129	Stark School District	3306330
130	Stewartstown School District	3306360
131	Stoddard School District	3306390
132	Strafford School District	3306420
133	Stratford School District	3306450
134	Sullivan School District	3303293
135	Sunapee School District	3306540
136	Surry School District	3303275
137	Tamworth School District	3306600
138	Timberlane Regional School District	3306720
139	Unity School District	3306750
140	Wakefield School District	3306780
141	Warren School District	3306870
142	Washington School District	3306900
143	Waterville Valley School District	3306910
144	Westmoreland School District	3307020

Index - New Hampshire Public Schools

Index	District	NCESID
145	White Mountain Regional School District	3307050
146	Wilton-Lyndeborough School District	3307115
147	Winchester School District	3307140
148	Windham School District	3307170
149	Windsor School District	3307200
150	Winnacunnet Cooperative School District	3307230
151	Winnisquam Regional School District	3307300