



K-12

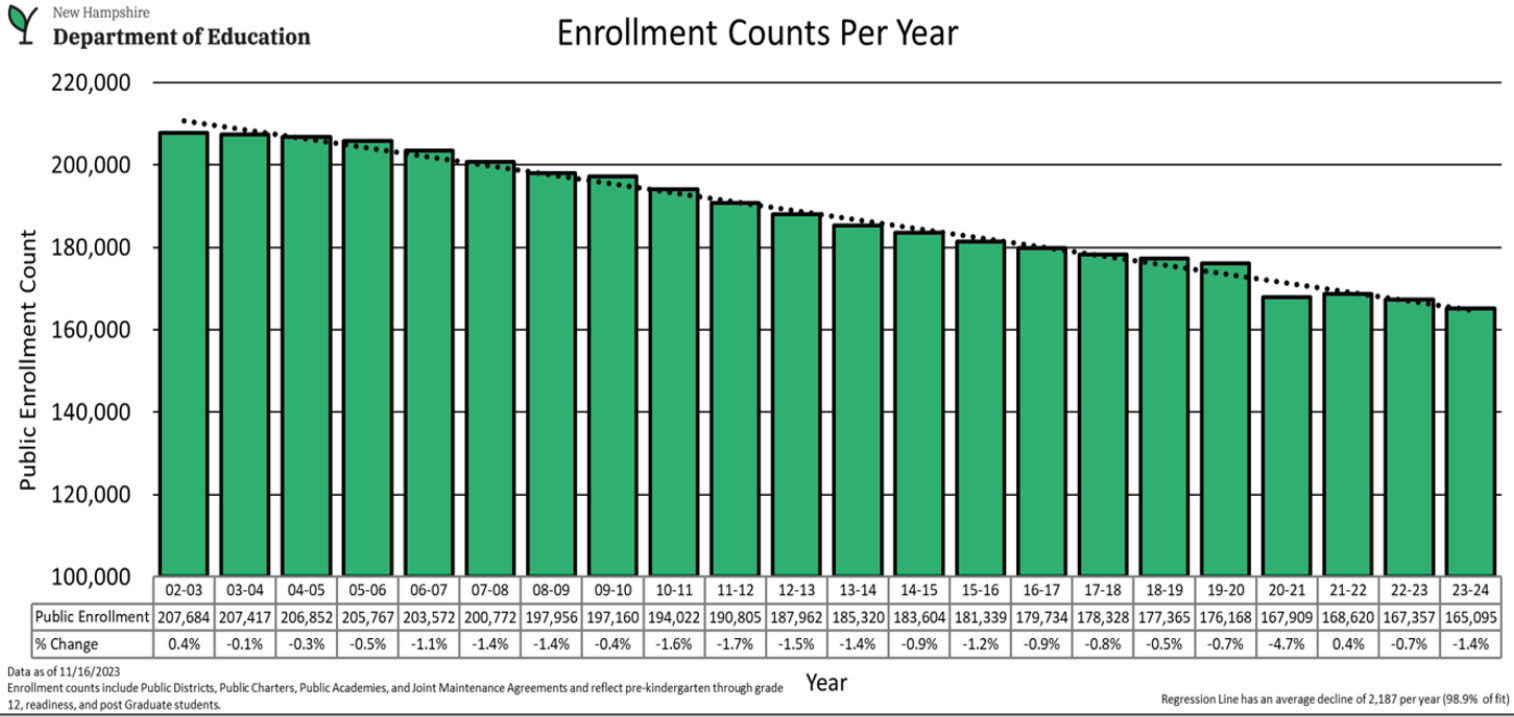


K-12

- Enrollment
- Cost
- Assessment
- iPlatform
- Opportunity



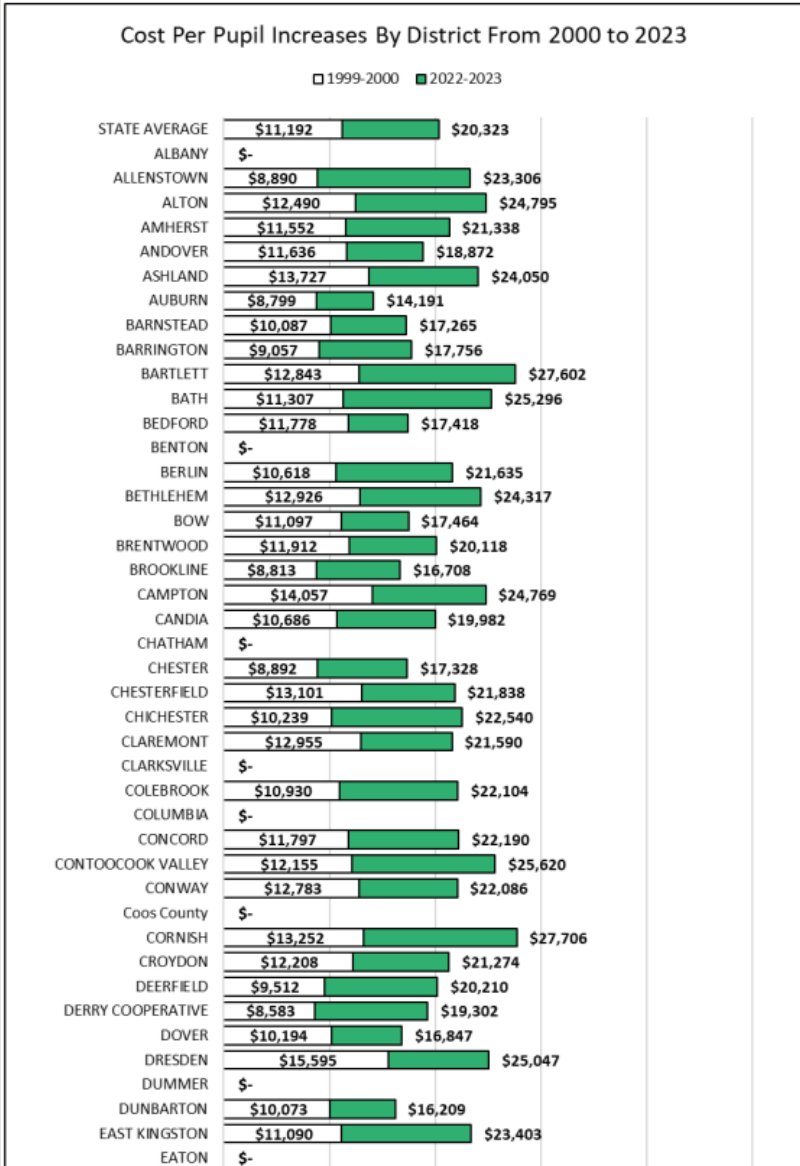
ENROLLMENT



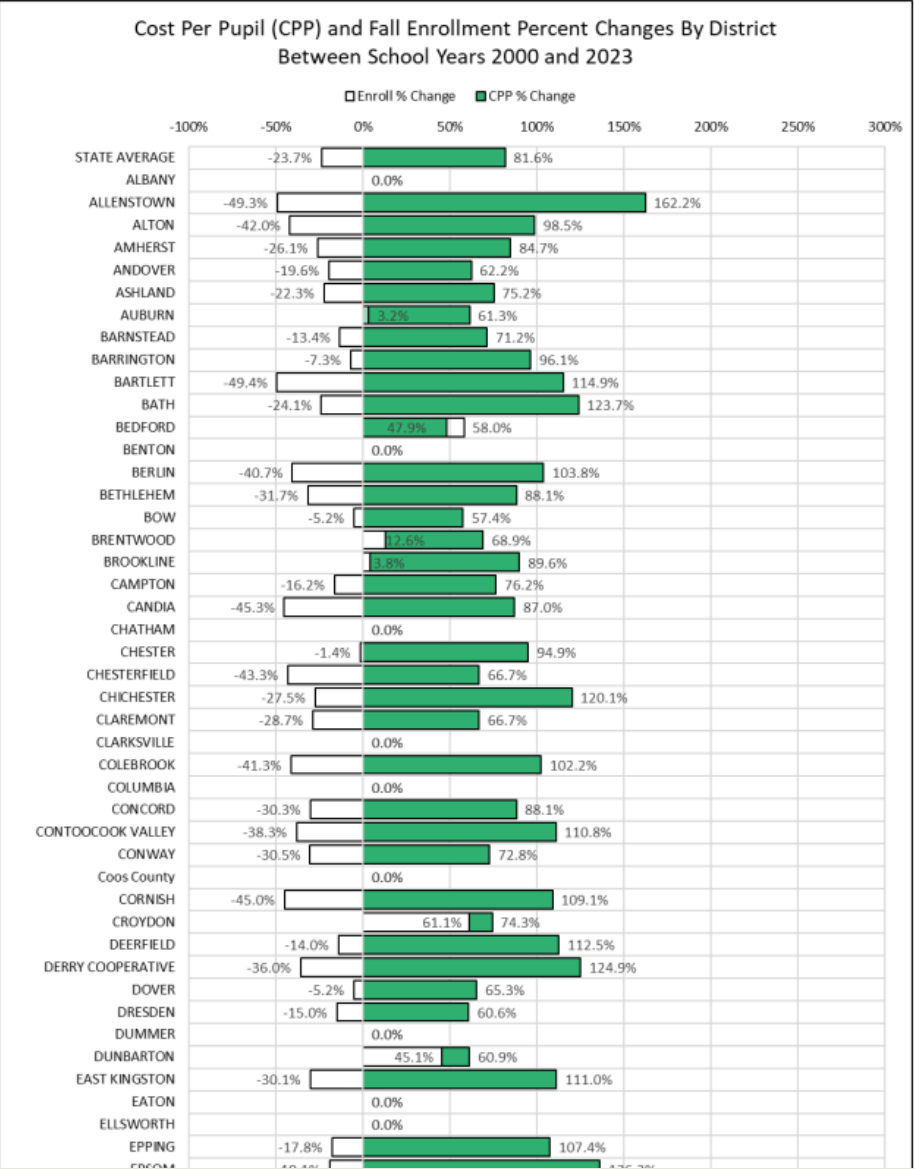
COST PER PUPIL



- Average - \$20,323
- Crossed \$20K threshold
- 9th nationally
- High - \$41,754
- Low - \$13,243



COST PER PUPIL AND ENROLLMENT



- 2000-2023
 - Enrollment decline 24%
 - Cost increase 82% (inflation adjusted)

ASSESSMENT

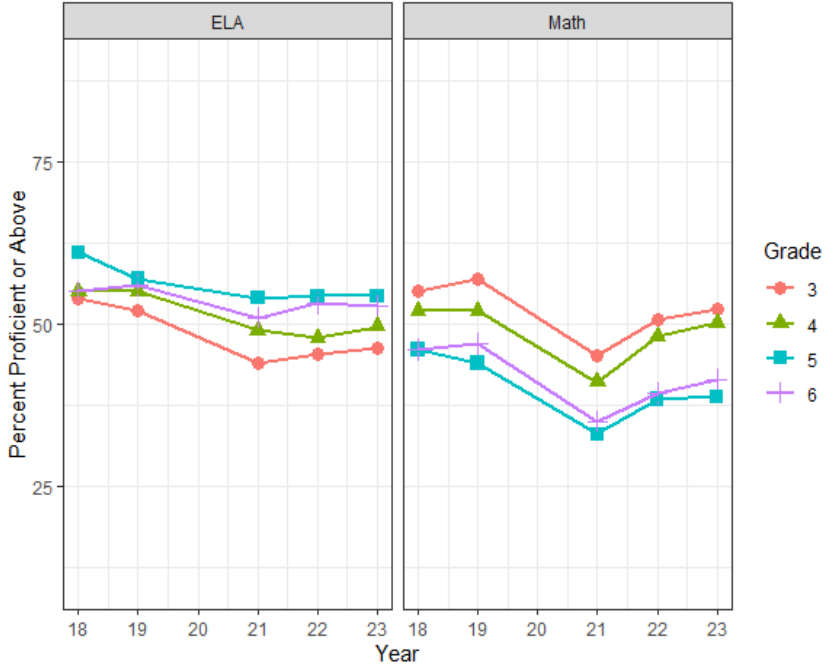


	Pre-Pandemic		Post-Pandemic		
	2018	2019	2021	2022	2023 ¹
ELA					
3 rd Grade	54%	52%	44%	45%	46%
4 th Grade	55%	55%	49%	48%	50%
5 th Grade	61%	57%	54%	54%	54%
6 th Grade	55%	56%	51%	53%	53%
7 th Grade	59%	56%	51%	49%	54%
8 th Grade	58%	53%	49%	46%	51%
11 th Grade	63%	60%	63%	61%	60%
Mathematics					
3 rd Grade	55%	57%	45%	51%	52%
4 th Grade	52%	52%	41%	48%	50%
5 th Grade	46%	44%	33%	38%	39%
6 th Grade	46%	47%	35%	39%	42%
7 th Grade	47%	47%	34%	37%	39%
8 th Grade	46%	45%	33%	33%	35%
11 th Grade	40%	40%	42%	37%	35%
Science					
5 th Grade	42%	38%	35%	38%	37%
8 th Grade	42%	41%	34%	33%	35%
11 th Grade	38%	36%	43%	40%	41%

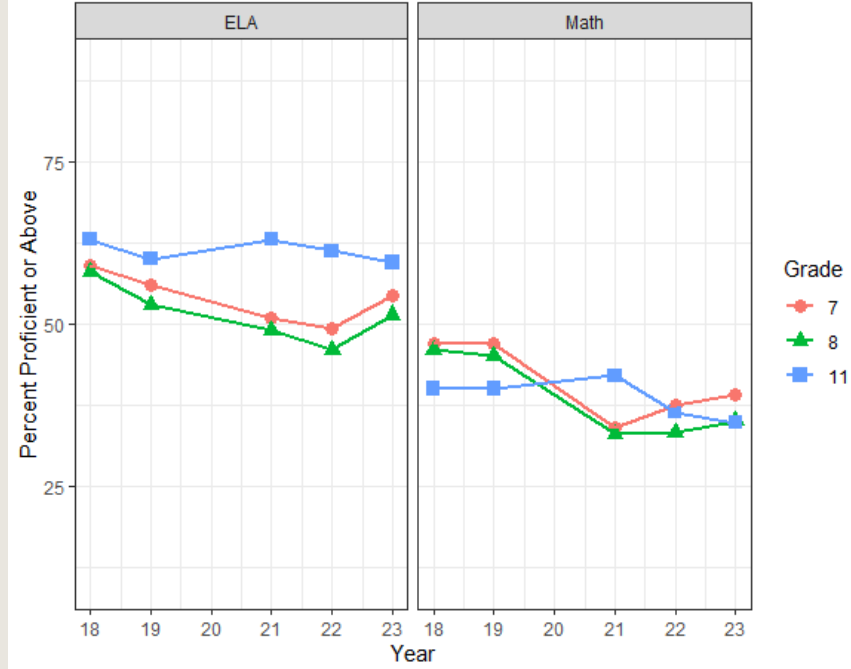
ASSESSMENT



Change in Percent Proficiency over Time



Change in Percent Proficiency over Time



ASSESSMENT



Grade and Subject	2023 Median SGP (compared to 2019 baseline)
Grade 4 Math	52
Grade 5 Math	51
Grade 6 Math	55
Grade 7 Math	52
Grade 8 Math	56
Grade 4 ELA	53
Grade 5 ELA	61
Grade 6 ELA	57
Grade 7 ELA	57
Grade 8 ELA	63

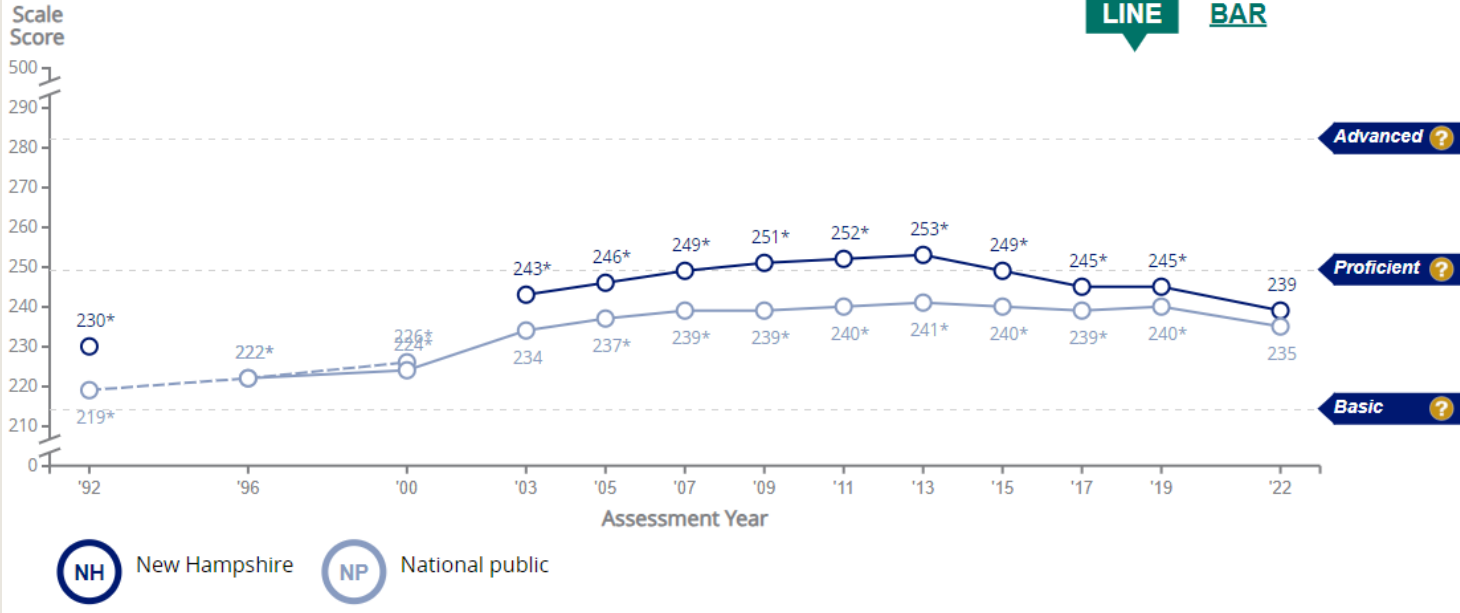


ASSESSMENT



GRADE 4 | MATHEMATICS

Average scale scores for grade 4 mathematics, by All students [TOTAL] and jurisdiction: 1992, 1996, 2000, 2003, 2005, 2007, 2009, 2011, 2013, 2015, 2017, 2019, and 2022

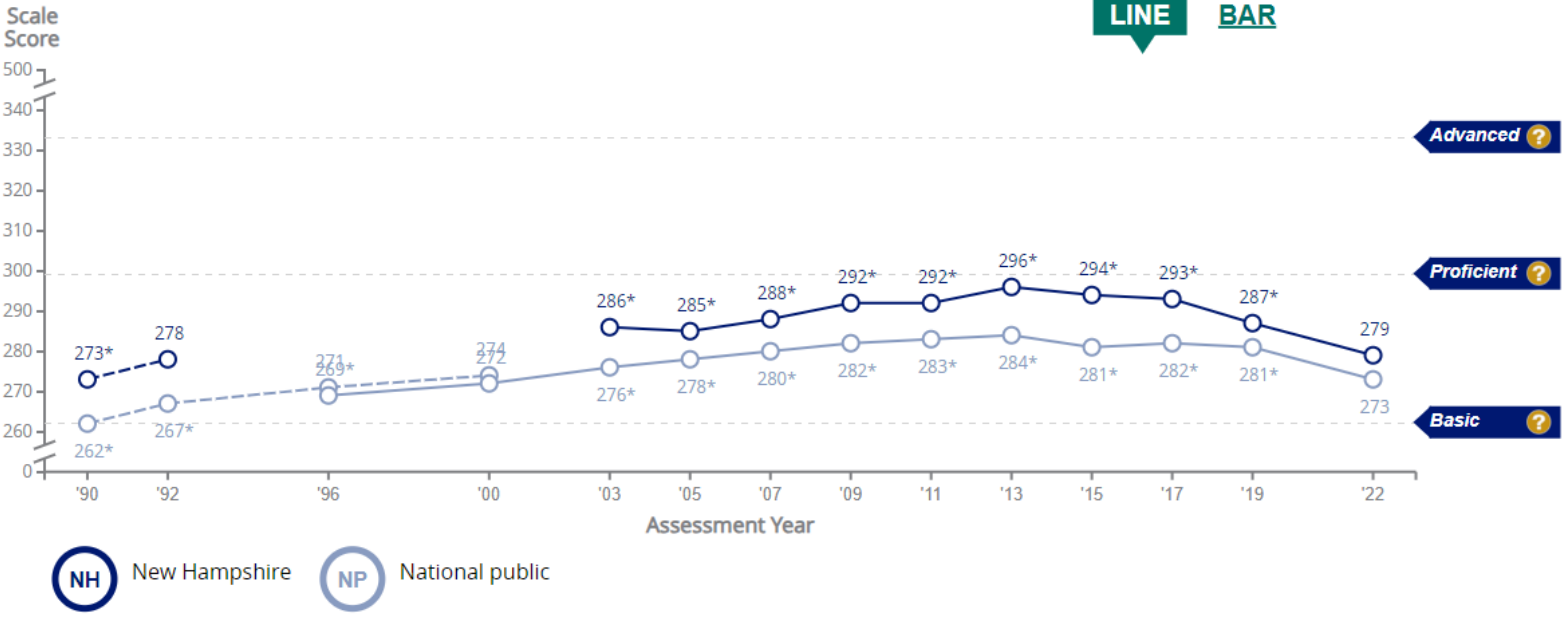


ASSESSMENT



GRADE 8 | MATHEMATICS

Average scale scores for grade 8 mathematics, by All students [TOTAL] and jurisdiction: 1990, 1992, 1996, 2000, 2003, 2005, 2007, 2009, 2011, 2013, 2015, 2017, 2019, and 2022

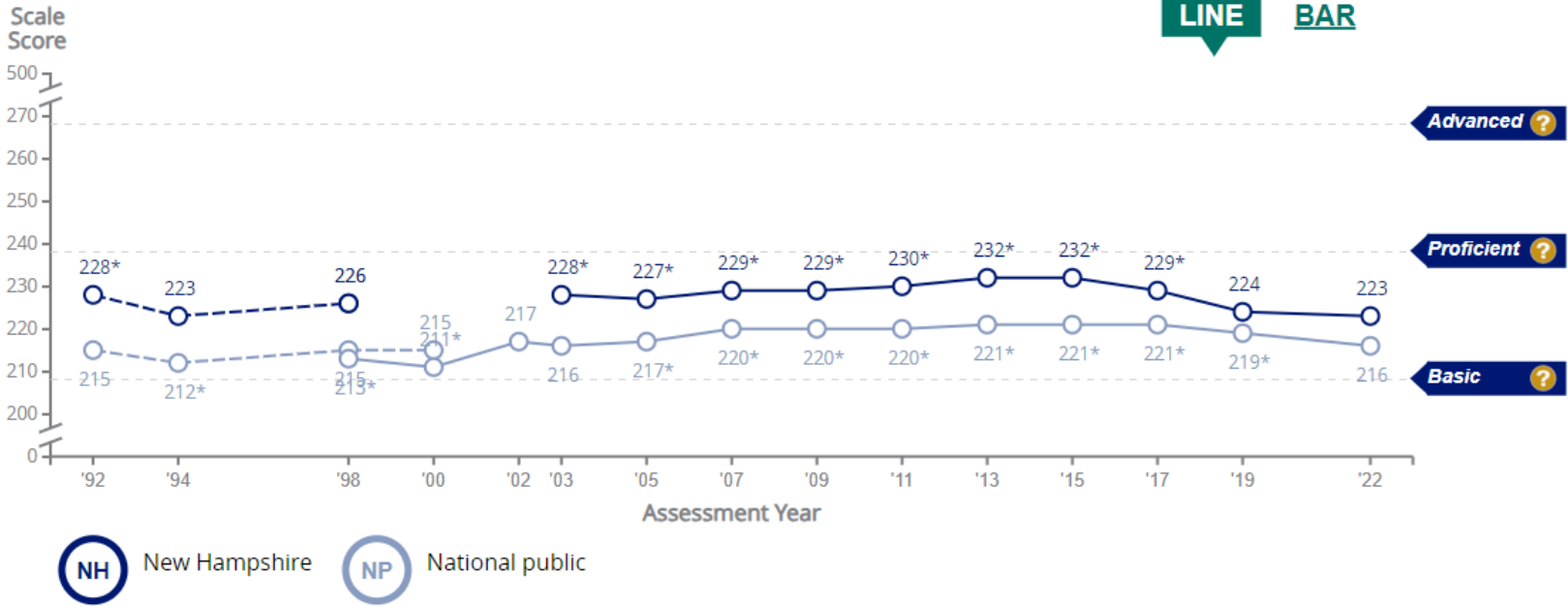


ASSESSMENT



GRADE 4 | READING

Average scale scores for grade 4 reading, by All students [TOTAL] and jurisdiction: 1992, 1994, 1998, 2000, 2002, 2003, 2005, 2007, 2009, 2011, 2013, 2015, 2017, 2019, and 2022

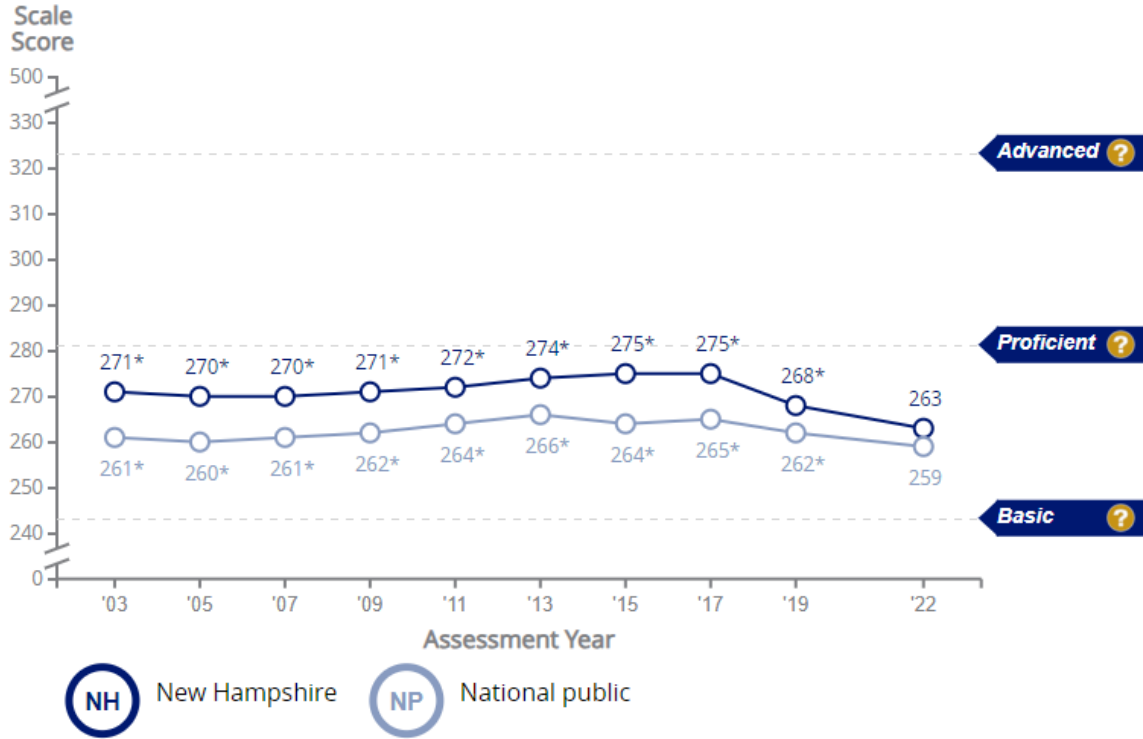


ASSESSMENT

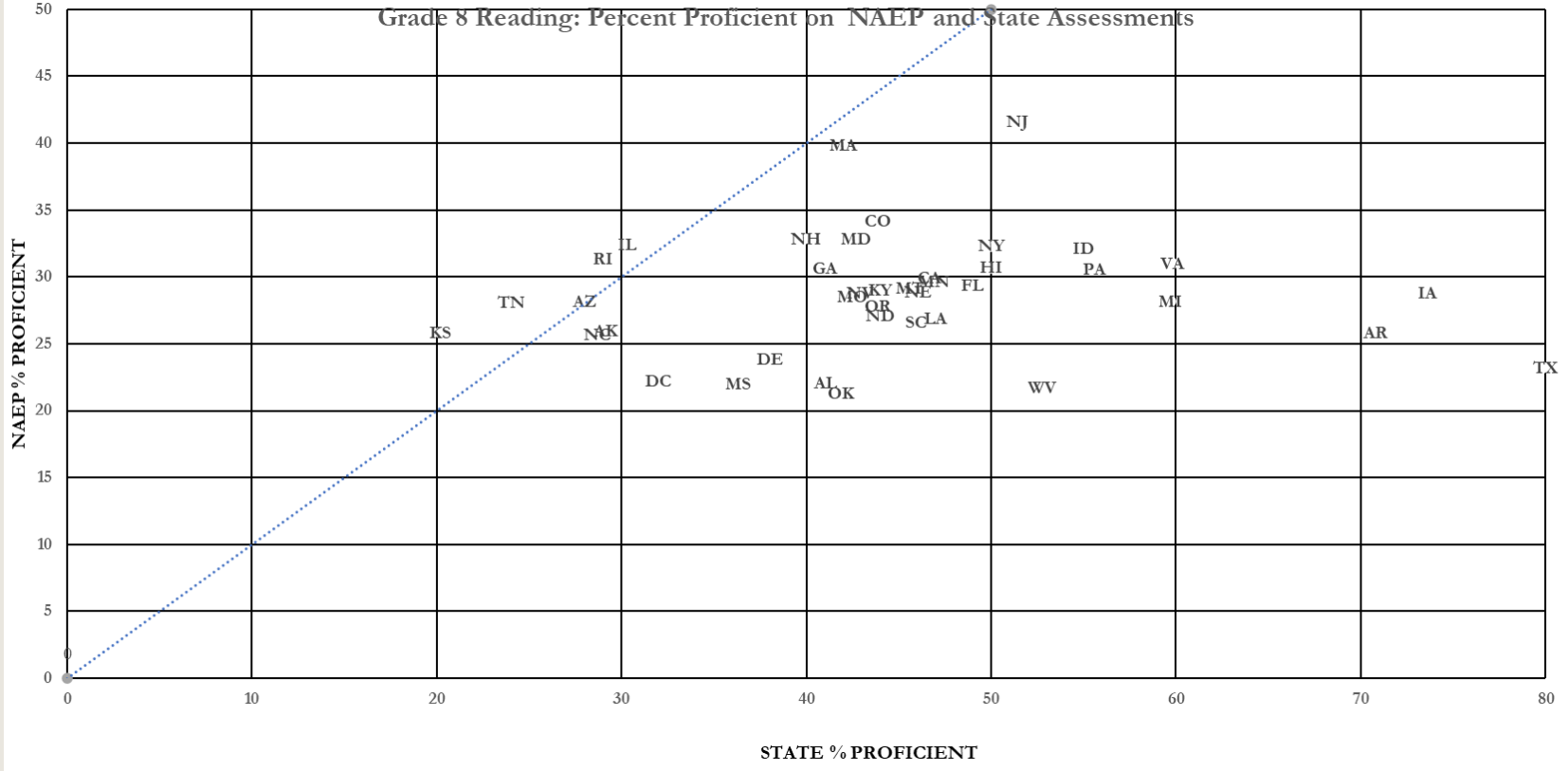


GRADE 8 | READING

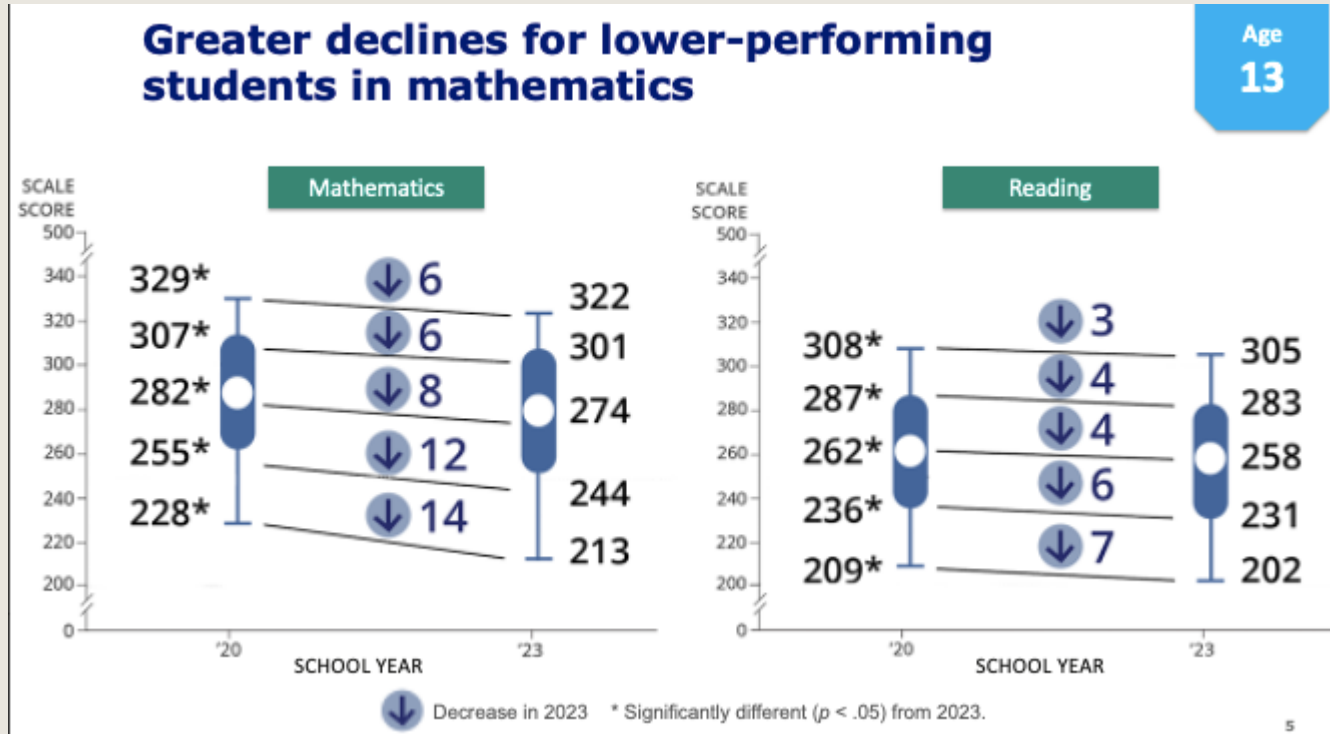
Average scale scores for grade 8 reading, by All students [TOTAL] and jurisdiction: 2003, 2005, 2007, 2009, 2011, 2013, 2015, 2017, 2019, and 2022



ASSESSMENT



ASSESSMENT



IPLATFORM



New Hampshire | LIVE FREE AND LEARN
Department of Education

Careers

f t i y

Right To Know Home Education Pathways Parents and Students Educators Partners Who We Are Data Reports Contact Us

Home > Who We Are > iPlatform

iPlatform

New Hampshire's school data transparency portal.

iPlatform 9.75

Welcome to the New Hampshire Department of Education's iPlatform 9.75 for education data stories from schools/districts. The concept behind this portal is to enhance transparency and stimulate community conversations with parents, districts, legislators, and others about the state of their local school systems. We all have a stake in the success of our K-12 education system and we all share the common aspiration of well-educated students. As article 83 of the New Hampshire Constitution states, "Knowledge and learning, generally diffused through a community, being essential to the preservation of a free government; and spreading the opportunities and advantages of education through the various parts of the country, being highly conducive to promote this end."

While we all share the same goal of creating bright futures for Granite State students, how that is accomplished may vary. We fiercely believe in local control of education; each community shapes unique student educational experiences. No one data point is adequate to tell the story of an educational experience.

This portal includes a broad – and expanding – range of information to create the opportunity for community conversations. It is comprised of four areas designed to help you get the information you need. To help you navigate through the iPlatform tools please refer to our iPlatform training and Resources area where you will find iPlatform training materials and upcoming webinars.

[iPlatform Training and Resources](#)

For best viewing purposes, access the following links in Chrome, Safari, or Edge.

If you are unable to find the information you are looking for in iPlatform, please complete the [Data Request Form](#)

- iAchieve
- iGrant
- iReport
- iExplore

OPPORTUNITY

- Charter
- Learn Everywhere/ELO
- Education Freedom Accounts



QUESTIONS

